

Indoor / Outdoor furniture



Kitchen / Bathroom



Hospitality / Wellness



Boat interiors



Wall cladding



Not just for surfaces



Forza più leggerezza, formati enormi e spessore sottile.

Un materiale innovativo ad alte prestazioni che si presta per rivestire elementi d'arredo su misura o di produzione seriale: panche, fioriere anche esterne, tavoli, porte, armadiature, banchi reception.

Tutto perfettamente coordinabile a pavimenti e rivestimenti.

Una soluzione affidabile e qualitativa, con il valore aggiunto della più ampia scelta di ispirazioni materiche, tutte di altissimo livello: effetto marmo, pietra, legno, metallo, cemento.

Strength plus lightness, thin slabs in huge sizes.

An innovative high performance material perfect for covering custom-designed and mass-produced furnishings: benches, indoor and outdoor plant pots, tables, doors, closets, reception desks, all perfectly coordinated with floor and wall coverings.

A dependable, high quality solution offering the added value of inspiration by a vast choice of prestigious materials: marble, stone, wood, metal and cement looks.

Force plus légèreté, formats énormes et fine épaisseur.

Un matériau innovant à hautes performances qui se prête au revêtement d'éléments d'aménagement réalisés sur mesure ou en série: bancs, bacs à fleurs, pour extérieur également, tables, portes, armoires, comptoirs de réception.

Le tout parfaitement coordonnable aux sols et aux revêtements muraux.

Une solution fiable et de qualité, avec la valeur ajoutée du plus vaste choix d'inspirations matérielles, toutes de très haut niveau: effet marbre, pierre, bois, métal, béton.


Kraft und Leichtigkeit, riesige Formate bei geringer Dicke.

Ein innovatives und hochleistungsfähiges Material, das sich zur Verkleidung von Einrichtungsgegenständen nach Maß oder für die Serienfertigung eignet: Bänke, Blumenkästen auch für den Außenbereich, Tische, Türen, Schränke, Empfangstheken.

Alles kann perfekt mit den Fußböden und Verkleidungen abgestimmt werden.

Eine zuverlässige und hochwertige Lösung mit dem Mehrwert einer breiten Auswahl von Materialien von höchstem Niveau in den Optiken Marmor, Stein, Holz, Metall, Zement.

MAXFINE / HILITE



Indoor / Outdoor Furniture

/ Company profile / 05

/ Product info / 07

/ Photo gallery / 21

/ Collections / 89

/ Technical information / 97



2



1

1 KNOW HOW

Un gruppo che da oltre 50 anni è il punto di riferimento mondiale nella ceramica tecnica per grandi progetti.

Un groupe référence mondiale de la céramique technique pour les grands projets depuis plus de 50 ans.

A group that for over 50 years has been the world-level reference point in technical ceramics for large projects.

Eine Gruppe, die seit über 50 Jahren weltweit führend auf dem Sektor der technischen Keramik für große Projekte ist.



2 TECHNOLOGY

Forti investimenti per una struttura produttiva e logistica all'avanguardia, per offrire il meglio come qualità e design di prodotto e seguire forniture di qualsiasi entità in qualsiasi nazione.

De gros investissements pour une structure de production et de logistique d'avant-garde permettant de proposer des produits d'une qualité et d'un design d'excellence et d'effectuer des fournitures de n'importe quelle dimension partout dans le monde.



SERVICE
AND EXPERIENCE
TO SUPPORT
ANY PROJECT

3



3 SERVICE

Heavy investments for an avant-garde production and logistic structure, so as to offer the best in terms of quality and product design and to follow supplies of any size in any country.

Starke Investitionen in eine absolut fortschrittliche Produktions- und Logistikstruktur, um beste Qualität und Produktdesign zu bieten und dabei Lieferungen jeder Größenordnung in der ganzen Welt vornehmen zu können.

Un reparto assistenza per progetti speciali che da decenni fornisce un servizio senza eguali, collaudato nei cantieri più impegnativi del mondo.

Un service d'assistance pour les projets spéciaux qui assure depuis des dizaines d'années des prestations uniques et ayant fait leur preuve sur les chantiers les plus contraignants du monde.

A service department for special projects that for decades has been providing unequalled service, put to the test at the most demanding sites in the world.

Der Kundendienst für Spezialprojekte, der seit Jahrzehnten einen unvergleichlichen Service bietet, der auf den schwierigsten Baustellen der Welt geprüft wurde.



Lastre in ceramica tecnica grandi, sottili, inalterabili: un'unica materia per rivestire di bellezza inalterabile il lifestyle indoor e outdoor.

Dalles en céramique technique grandes, fines, inaltérables: une seule matière pour revêtir d'une beauté immuable le lifestyle indoor et outdoor.

/ X-large slabs

UP TO 320x160 CM 0,6 CM
PERFECT FOR
INDOOR / OUTDOOR AREAS



Large, thin, unalterable high-tech ceramic surfaces: a single material for cladding indoor and outdoor lifestyles in unalterable beauty.

Große, dünne, unveränderliche Platten aus technischer Keramik: eine einzige Materie um den Innen- wie den Außenbereich mit langlebiger Schönheit zu verkleiden.



5 Benches / Plant pots / Outdoor furniture



2 Cabinets, doors, drawers, countertops

1

Tavoli e tavolini
Grandes et petites tables
Große und kleine Tische

2

Mobili, ante, cassetti, piani d'appoggio
Meubles, portes, tiroirs, plans d'appui
Möbel, Schranktüren, Schubladen, Ablageflächen

3

Armadi / porte
Armoires / portes
Schränke / Türen



4 Fireplaces, customised interiors

3 Closets / doors

1
Tables and coffee tables


4

Camini, interni personalizzati
Cheminées, intérieurs personnalisés
Kamine, individuell gestaltete Innenräume

5

Panche / Fioriere / Arredamenti per esterni
Bancs / Bacs à fleurs / Ameublements d'extérieur
Bänke / Blumenkästen / Freiluftmöbel

EXTRAORDINARY SURFACES



1 BRIGHT / MATT SURFACES

Superfici lucide, satinete, materiche, in una vasta scelta di materie e colori.

Shiny, matt and textural surfaces, in a vast choice of materials and colours.

Des surfaces brillantes, satinées et physiques déclinées dans un riche éventail de matières et de couleurs.

Glänzende, satinierte, stofflich geprägte Oberflächen in einer breiten Auswahl von Materialien und Farben.

2 FINISHING

Finiture architettoniche e particolari funzionali.

Architectural finishings, shelves and functional details.

Finitions architecturales, tablettes et détails fonctionnels.

Architektonische Oberflächen, Konsolen und praktische Details.

3 DOOR & CLOSET

Rivestimento di porte, armadi, pareti divisorie.

Coverings for doors, closets and dividing walls.

Revêtement de portes, armoires, cloisons.

Verkleidung von Türen, Schränken, Trennwänden.

/ Fully customizable

DESIGN WITH SHAPES



1 INDOOR FURNITURE

Superfici a vista di arredi interni: cassetti, ante e mensole.
Prodotti in serie o su misura.

Visible surfaces for interior decorating: drawers, cupboards and shelves. Mass produced or made to measure.

Surfaces apparentes d'éléments d'aménagement intérieur: tiroirs, portes et étagères. Produits en série ou sur mesure.

Sichtbare Oberflächen von Inneneinrichtungen: Schubladen, Türen und Konsolen. Serienmäßige oder maßgefertigte Produkte.

2 IN / OUTDOOR TABLE

Tavoli e tavolini di qualsiasi dimensione, anche esterni. Materiale lavorabile in costa.

Tables and coffee tables of all sizes for indoor and outdoor use. Material may be worked vertically.

Grandes et petites tables de toutes dimensions, pour extérieur également. Matériau pouvant être travaillé sur la tranche.

Tische aller Größenordnungen, auch für den Außenbereich. Material kann auch seitlich bearbeitet werden.

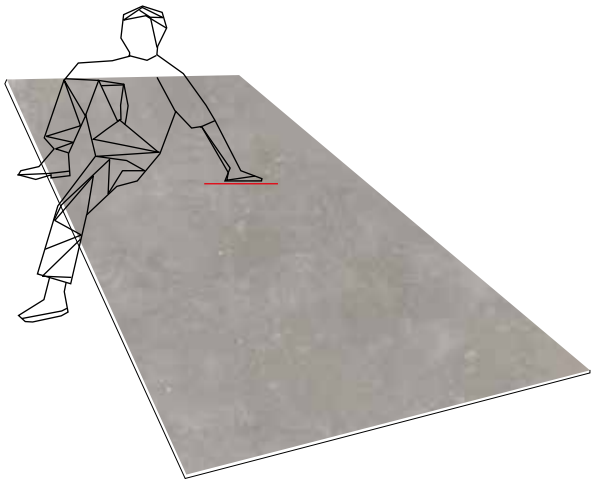
3 OUTDOOR FURNITURE

Panche, tavoli, sedute, particolari funzionali esterni. Resistente al gelo, al sole e alle intemperie.

Benches, tables, chairs, practical details for outdoor use. Resistant to frost, sun and weather.

Bancs, tables, assises, détails fonctionnels extérieurs. Résistant au gel, au soleil et aux intempéries.

Bänke, Tische, Sitzmöbel, besondere Funktionen des Außenbereichs. Frostfest, lichtbeständig und wetterfest.

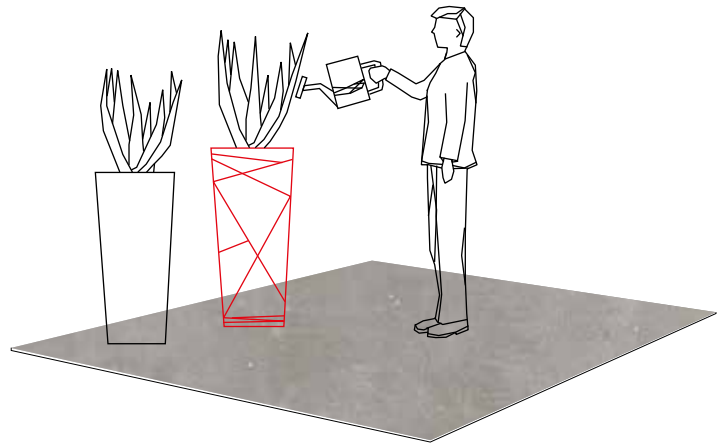


Appearance that does not change in time

Estetica inalterabile nel tempo

Une beauté inaltérable dans le temps

Unveränderliche Schönheit im Laufe der Zeit

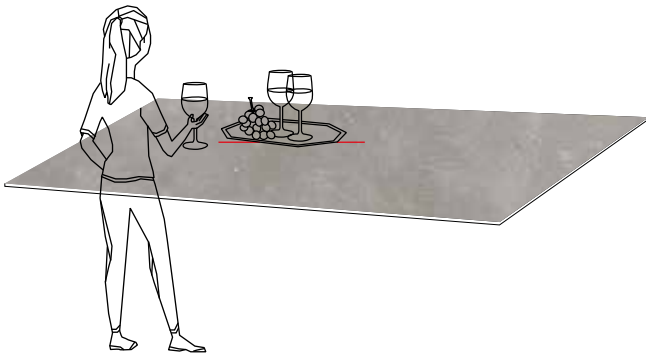


Resistant to sun and weather

Resiste al sole e alle intemperie

Résiste au soleil et aux intempéries

Lichtbeständig und wetterfest



Perfectly sanitisable

Perfettamente igienizzabile

Parfaitement hygiénisable

Lässt sich perfekt desinfizieren



Withstands scaling, moisture and stains

Resiste a incrostazioni, umidità, macchie


Résiste aux incrustations, à l'humidité, aux taches

Widersteht Ablagerungen, Feuchtigkeit und Flecken

Eccezionalmente resistente e compatto, mantiene inalterata la sua bellezza nel tempo, offrendo la massima versatilità d'uso.

Exceptionnellement résistant et compact, ce carrelage conserve sa beauté dans le temps tout en assurant une flexibilité d'utilisation maximale.

/ High performance

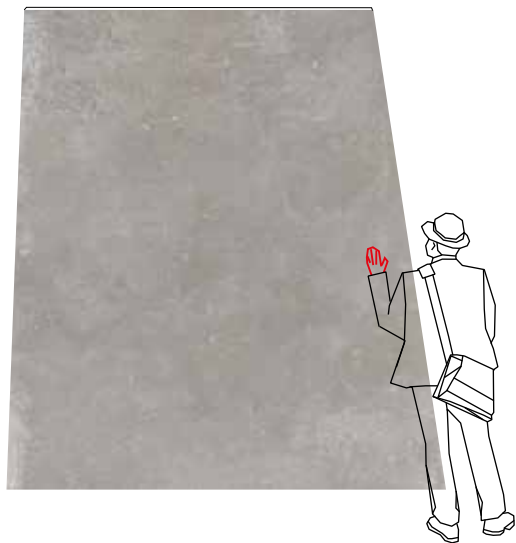


A single material for floors, walls and furnishings

Un solo materiale per pavimenti, pareti e arredi

Une seule matière pour les sols, les murs et les meubles

Nur ein Material für Boden, Wand und Einrichtung

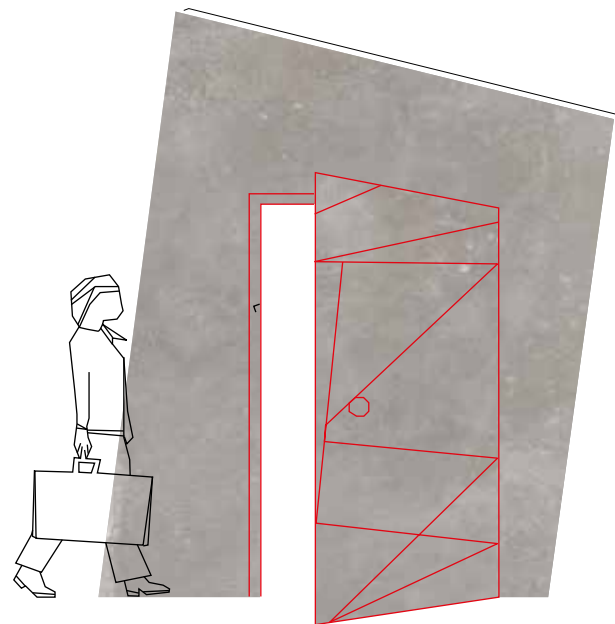


Full-bodied material, may be worked as required for all kinds of designs

Materia a tutto spessore, lavorabile per ogni esigenza progettuale

Matière pleine masse, pouvant être travaillée pour toute exigence de projet

Durchgefärbtes Material, kann für alle Gestaltungsbedürfnisse bearbeitet werden



Constant, dependable aesthetics and quality

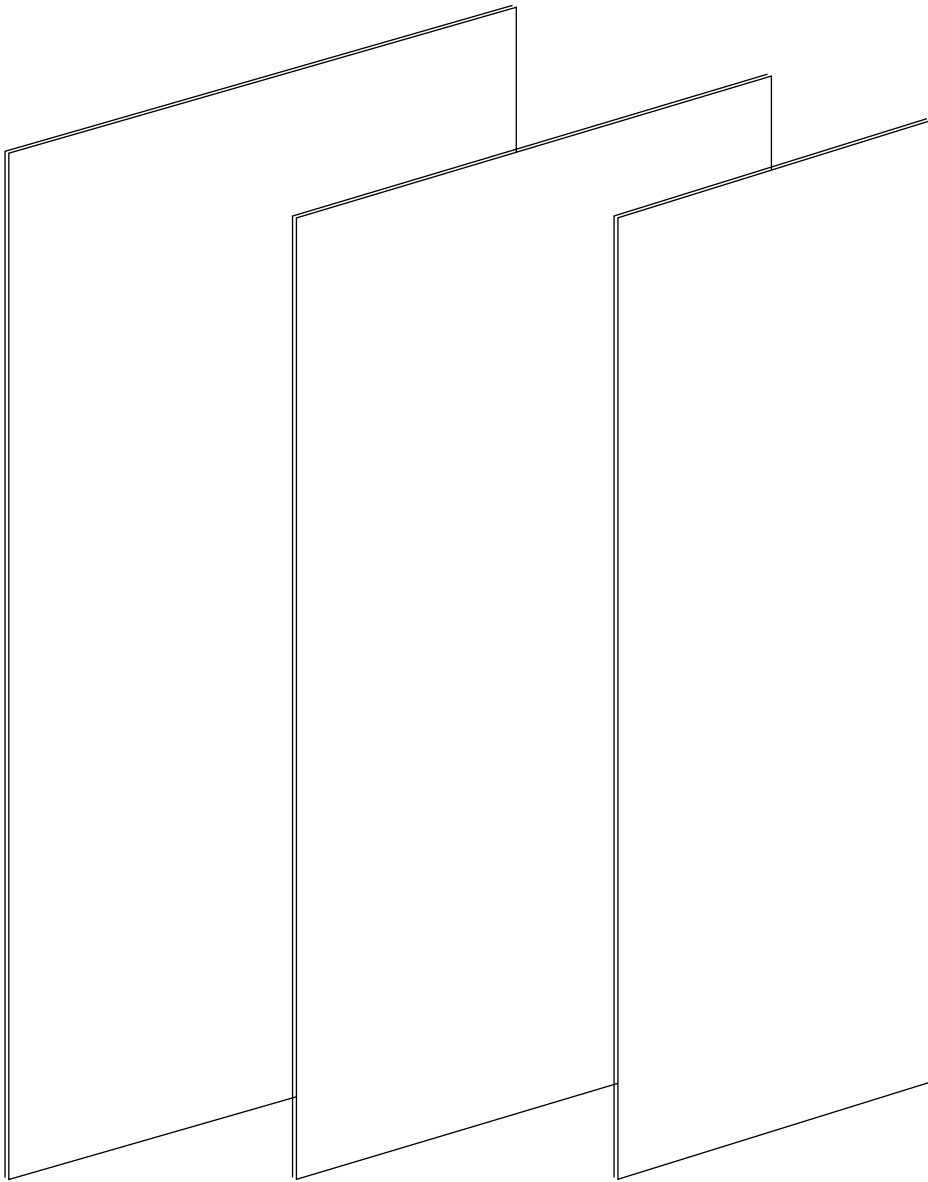
Estetica e qualità costanti e affidabili nel tempo

Esthétique et qualité constantes et fiables dans le temps

Konstante und langlebige Ästhetik und Qualität

Exceptionally resistant and compact, its beauty remains unaltered in time, offering the maximum versatility of use.

Besonders resistent und kompakt, auch im Laufe der Jahre gleichbleibend schön, mit maximaler Vielseitigkeit im Einsatz.



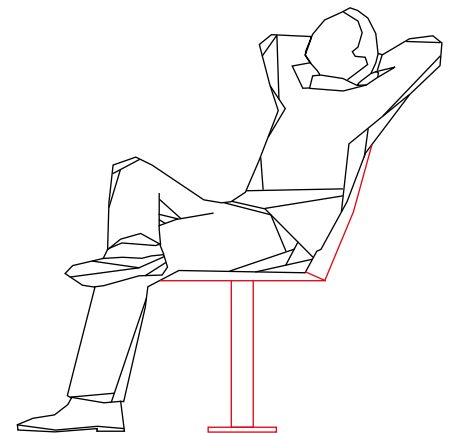
320x160*
128"x64"

300x150
120"x60"

300x100
120"x40"



180x21,5
71"x8"



*Available upon request. Disponibile su richiesta. Réalisable sur demande. Verfügbar auf Anfrage

Maxi lastre e formati modulari per qualsiasi pavimento e rivestimento, ma anche per vestire il design.
Tutto è realizzabile: dalle pareti di un grattacielo al tavolo per il giardino.

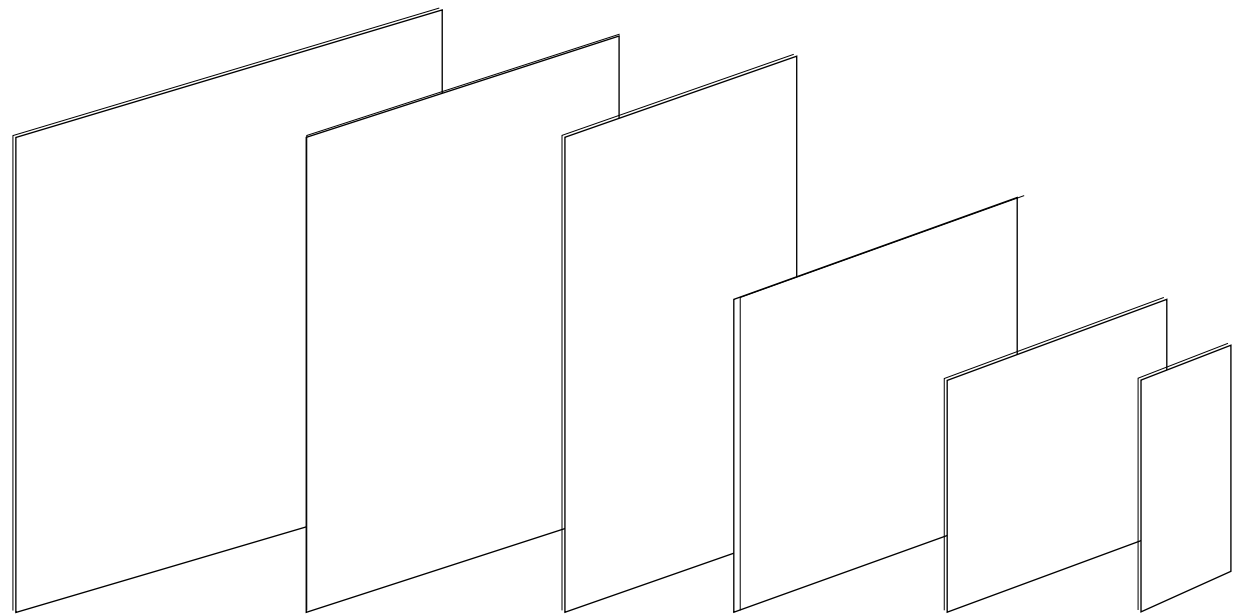
Carrelages maxi et formats modulaires parfaits non seulement pour tous les revêtements de mur ou de sol mais aussi pour habiller le design.
Tout est possible : des murs d'un gratte-ciel à la table de jardin.

/ Size range

THE SIZE
AND SHAPE
YOU NEED

✂ 6 MM

✂ 10 MM*



150x150
60"x60"

150x100
60"x40"

150x75
60"x30"

100x100
40"x40"

75x75
30"x30"

75x37,5
30"x15"

*Available upon request. Disponibile su richiesta. Réalisable sur demande. Verfügbar auf Anfrage

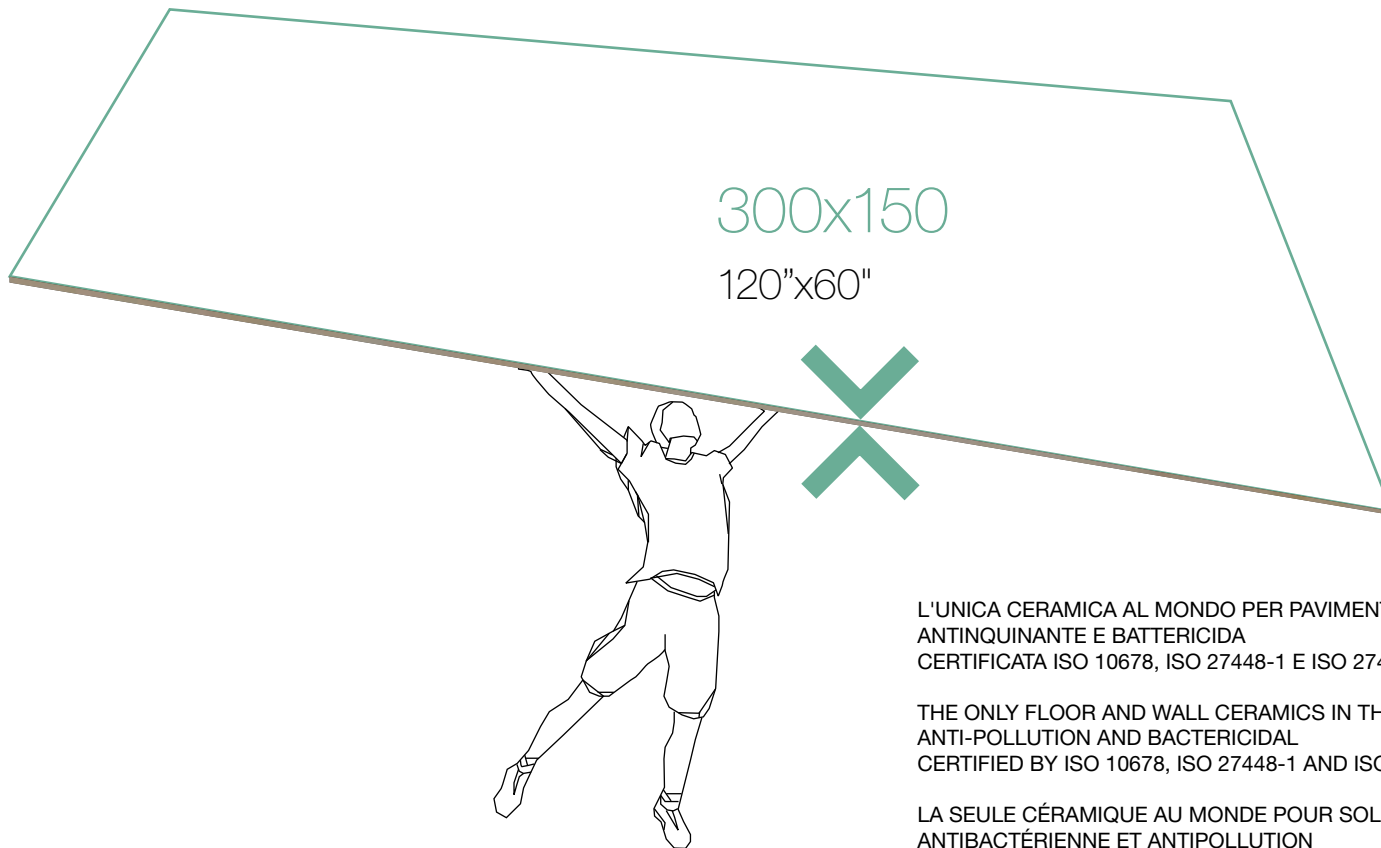
Large-size tiles and modular formats for any floor and wall, but also to dress design.
Everything can be made: from the walls of a skyscraper to a garden table.

Maxiplatten und modulare Formate für jede Art von Fußboden und Verkleidung, ideal auch für Design.
Hier kann man alles machen, von den Wänden eines Hochhauses bis zum Gartentisch.

ACTIVE™

CLEAN AIR & ANTIBACTERIAL CERAMIC

EXTRA LARGE



L'UNICA CERAMICA AL MONDO PER PAVIMENTI E RIVESTIMENTI
ANTINQUINANTE E BATTERICIDA
CERTIFICATA ISO 10678, ISO 27448-1 E ISO 27447

THE ONLY FLOOR AND WALL CERAMICS IN THE WORLD
ANTI-POLLUTION AND BACTERICIDAL
CERTIFIED BY ISO 10678, ISO 27448-1 AND ISO 27447

LA SEULE CÉRAMIQUE AU MONDE POUR SOLS ET MURS
ANTIBACTÉRIENNE ET ANTIPOLLUTION
CERTIFIÉE ISO 10678, ISO 27448-1 ET ISO 27447

DIE EINZIGE KERAMIK AUF DER WELT FÜR BODEN -
UND WANDVERKLEIDUNGEN UMWELTFREUNDLICH UND BAKTERIENTÖTEND
ZERTIFIKATION ISO 10678, ISO 27448-1 UND ISO 27447





EFFICACIA ANTINQUINANTE
100 mq Active = 30 alberi

In 6 ore, 100m² di ceramica Active depurano l'aria dagli Nox come 30 alberi o arbusti con una quantità di foglie pari a 22m²
(New Phytol 103 (1986) 199)

ANTI-POLLUTION EFFECTIVENESS
100 sq. m. Active = 30 trees

In 6 hours, 100m² of Active ceramic cleans as much NOx from the air as 30 trees or shrubs with a quantity of leaves amounting to 22m²
(New Phytol 103 (1986) 199)

EFFICACITÉ ANTIPOLLUTION
100 m² Active = 30 arbres

En 6 heures, 100 m² de céramique Active purifient l'air en détruisant les Nox comme le feraient 30 arbres ou arbustes ayant une quantité de feuilles égale à 22 m²
(New Phytol 103 (1986) 199)

UMWELTSCHUTZLEISTUNG
100 m² Active = 30 Bäume

In 6 Stunden reinigen 100 m² Keramik die Luft und entfernen genauso viel Nox wie 30 Bäume oder Büsche mit einem Laubwerk von 22 m²
(New Phytol 103 (1986) 199)



EFFICACIA BATTERICIDA

Nella nostra vita veniamo quotidianamente a contatto con un certo numero di batteri. Active li elimina tutti!

ANTIBACTERIAL EFFECTIVENESS

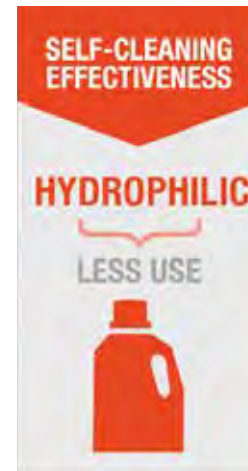
In our everyday lives we constantly come into contact with a lot of bacteria. Active gets rid of them all!

EFFICACITÉ ANTIBACTÉRIENNE

Nous sommes chaque jour en contact avec un certain nombre de bactéries. Active les supprime toutes !

BAKTERIENTÖTENDE WIRKUNG

Jeden Tag kommen wir mit einer gewissen Anzahl von Bakterien in Kontakt. Mit Active werden sie alle abgeschafft!



EFFICACIA AUTOPULENTE
Idrofilia – minor uso

La rimozione dello sporco risulta considerevolmente agevolata, con conseguente riduzione della necessità di sostanze detergenti.

SELF-CLEANING EFFECTIVENESS
Hydrophilic – less use


Removing dirt ends up being a lot easier, with a consequent reduction in the need for detergents.

EFFICACITÉ AUTONETTOYAGE
Hydrophilie – usage réduit

La suppression de la saleté est considérablement facilitée, ce qui réduit du même coup le besoin de substances détergentes.

SELBSTREINIGENDE WIRKUNG
Hydrophil – geringer Einsatz

Der Schmutz kann einfach mit geringen Reinigungsmittelmengen entfernt werden.



EFFICACIA ANTIODORE
Benefici della fotocatalisi

NO CATTIVI ODORI
Miglioramento della qualità dell'aria grazie a una sensibile riduzione degli inquinanti tossici e degli odori derivanti dallo sporco.

ANTI-ODOUR EFFECTIVENESS
Benefits of photocatalysis

NO BAD SMELLS
Better quality air thanks to a considerable reduction in the toxic pollutants and the odours produced by dirt.

EFFICACITÉ ANTI-ODEUR
Les bienfaits de la photocatalyse

PAS DE MAUVAISES ODEURS
Amélioration de la qualité de l'air grâce à une réduction sensible des polluants toxiques et des odeurs provenant de la saleté.

GERUCHBEKÄMPFUNG
Vorteile der Fotokatalyse

KEINE GERUCHBILDUNG
Verbesserung der Luftqualität dank einer starken Verringerung der giftigen Schadstoffe und der auf Schmutz zurückzuführenden Geruchbildung.



A Project financed by European Union's LIFE Programme



M
Marble
inspiration

D
Design
inspiration

Le collezioni offrono una ricchissima varietà di effetti materici, per trovare sempre l'ispirazione giusta, senza compromessi.
Ogni materia è un prototipo di bellezza: marmo, onice, metallo, pietra, legno, cemento.

Les collections offrent un très riche éventail d'effets « matière » permettant de trouver toujours la bonne inspiration, sans aucun compromis.
Chaque matière est un prototype de beauté : marbre, onyx, métal, pierre, bois, béton.


/ Get inspired

W
Wood
inspiration

THE LOOK
YOU NEED

S
Stone
inspiration

I
Iron
inspiration



The collections offer a very rich variety of textural effects so as to always find the right uncompromising inspiration.
Each material is a prototype of beauty: marble, onyx, metal, stone, wood, concrete.

Die Kollektionen bieten eine reiche Vielfalt materischer Effekte, damit Sie kompromisslos Ihre richtige Inspiration finden können.
Jede Materie ist ein Prototyp der Schönheit: Marmor, Onyx, Metall, Stein, Holz, Zement.



Indoor / Outdoor furniture



[1] Table_Maxfine Marmi Eramosa



[2]

[1]



[2] Fireplace_Maxfine Marmi Eramosa



Table_Maxfine Marmi Alps Heart



Table_Hi Lite_Avenue XXL Pearl Mind



Table_Maxfine Iron Bronze



Wall_Maxfine Marmi Blue de Savoie
Floor_MaxfineMarmi Blue de Savoie_Marmi Bianco Lasa_Roads Dark Depth
Furniture_Maxfine Roads Dark Depth_Marmi Bianco Lasa



[2]



[1] Table_Maxfine Marmi Bianco Lasa



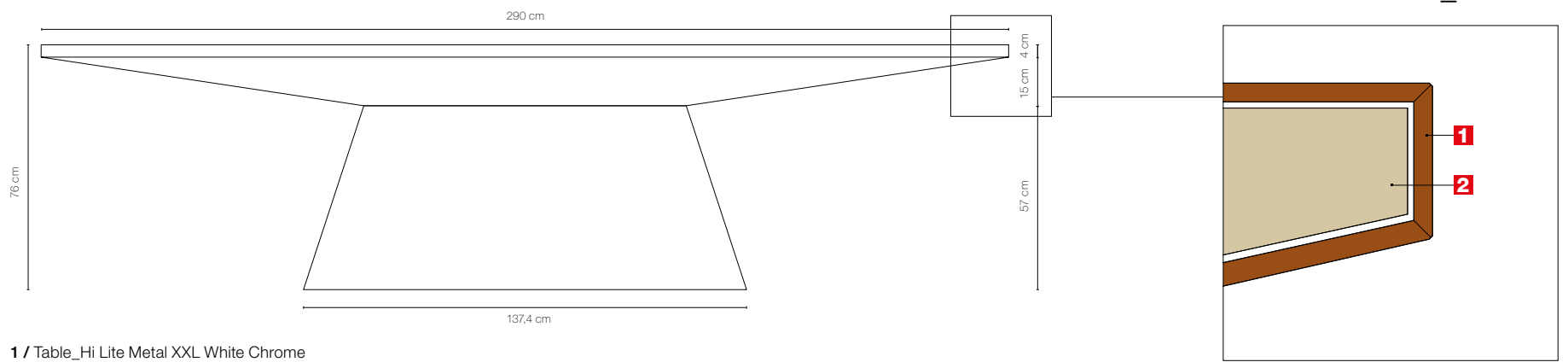
[2] Furniture top_Maxfine Roads Dark Depth



[1]



[1] Table_Hi Lite Metal XXL White Chrome



1 / Table_Hi Lite Metal XXL White Chrome





[1] Table_Maxfine Chromocode 3d Ivory Black
[3] Chair_Maxfine Wood 180 Honey



[2] Fireplace_Maxfine Marmi Arabescato_Wood 180 Honey



[2]

[1]

[3]

Wall_Maxfine Marmi Arabescato
Floor_Maxfine Marmi Arabescato
Furniture_Maxfine Marmi Arabescato_Chromocode 3d Ivory Black_Wood 180 Honey

blueseacookingschool

[2]

[1]

Floor_Hi Lite Avenue XXL Plumb
Wall_Hi Lite Avenue XXL Plumb_Maxfine Wood 180 Honey
Kitchen countertop_Backsplash panel_Maxfine Marmi Extra White
Furniture_Hi Lite Avenue XXL Silver_Maxfine Wood 180 Honey
Table_Maxfine Marmi Extra White



[3]

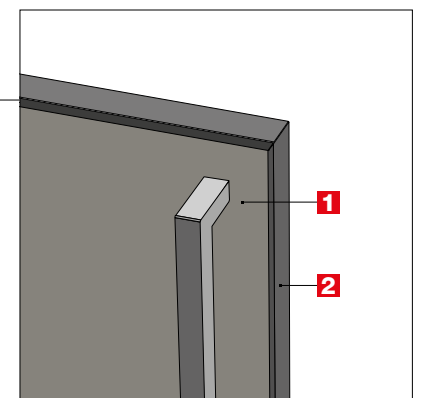
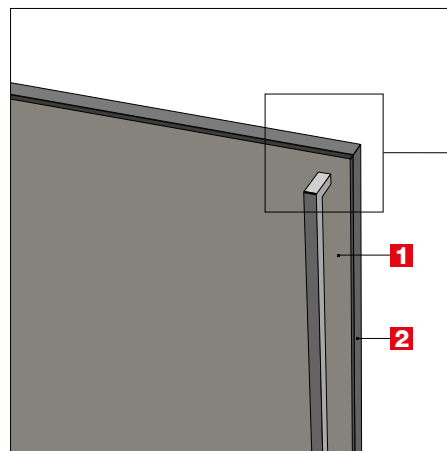


[1] Furniture top_Cabinets_HI Lite Avenue XXL Plumb



[2] Backsplash panel_Maxfine Marmi Extra White
Kitchen countertop_Maxfine Marmi Extra White

TECH_FOCUS



1 / Hi Lite Avenue XXL Silver_6 mm
2 / Lacquered wood panel



[3] Table_Maxfine Marmi Extra White





[1]

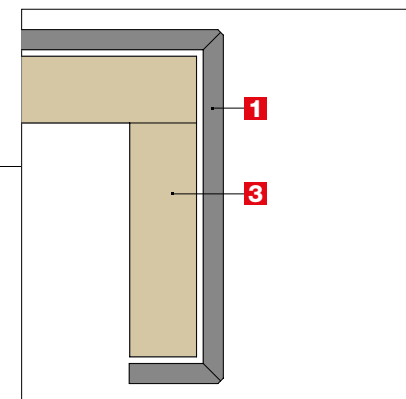
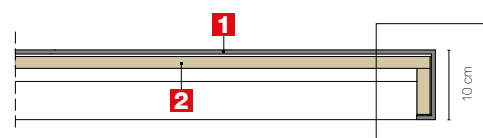


[2]

Wall_Hi Lite Metal XXL Black Chrome
Floor_Maxfine Onice Perla
Furniture_Maxfine Marmi Alps Heart_Onice Perla



[1] Table_Maxfine Marmi Alps Heart

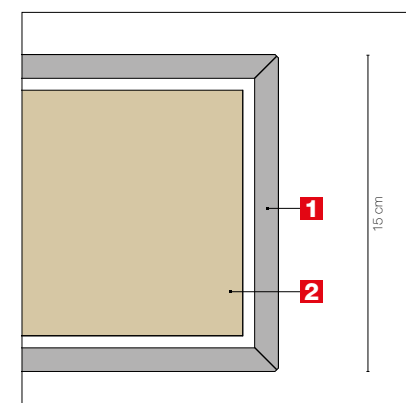


1 / Maxfine Marmi Alps Heart_6 mm
2 / Technical board



[2] Storage_Maxfine Onice Perla





1 / Maxfine Marmi Extra White_6 mm
2 / Technical board



[1] Table_Maxfine Marmi Extra White



[1]

Wall_Maxfine Marmi Blue de Savoie
Floor_Maxfine Wood 180 Ivory_Marmi Blue de Savoie
Countertop_Maxfine Marmi Extra White



[1]



[1] Table_Maxfine Marmi Arabescato



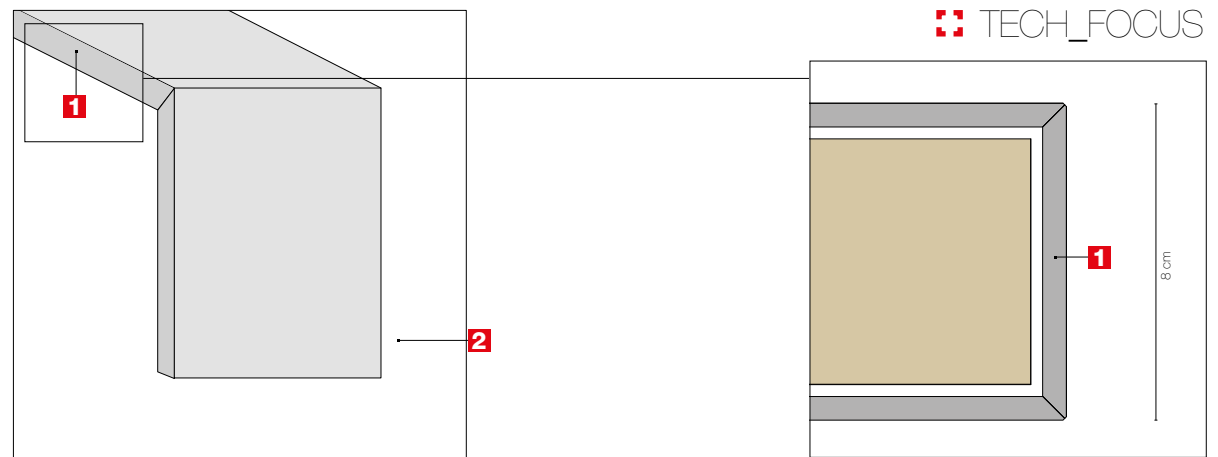
[1] Table_Maxfine Marmi Bianco Venato Extra



Wall_ Maxfine Marmi Bianco Venato Extra
 Floor_Hi Lite Avenue XXL Plumb_ Maxfine Wood180 Graphite
 Counter top_Hi Lite Avenue XXL Plumb
 Furniture_Hi Lite Avenue XXL Plumb_ Maxfine Marmi Bianco Venato Extra



[2] Furniture top_Cabinets_Hi Lite Avenue XXL Plumb



1 / Maxfine Marmi Bianco Venato Extra_6 mm
 2 / Technical board



[1] Furniture top_Cabinets_Hi Lite Metal XXL Black Chrome



[2] Cabinets_Maxfine Onice Perla



[1]

Floor_Hi Lite Metal XXL Grey Metal
 Counter top_Hi Lite Metal XXL Black Chrome
 Furniture_Hi Lite Metal XXL Black Chrome_Grey Metal
 Table_Maxfine Wood180 Honey



[2]



[1] Furniture top_Cabinets_Maxfine Marmi Black Venato_Marmi Extra White



[2] Doors_Maxfine Marmi Extra White



Wall_ Maxfine Marmi Extra White_Marmi Black Venato
 Floor_ Maxfine Marmi Extra White_Marmi Black Venato
 Vanity top_ Maxfine Marmi Black Venato
 Furniture_ Maxfine Marmi Extra White_Marmi Black Venato
 Stairs_ Maxfine Marmi Black Venato




[3] Fireplace_Maxfine Marmi Extra White_Marmi Black Venato



[1]



[2]



[3]



[2] Shelves_Maxfine Marmi Alps Heart_Corten

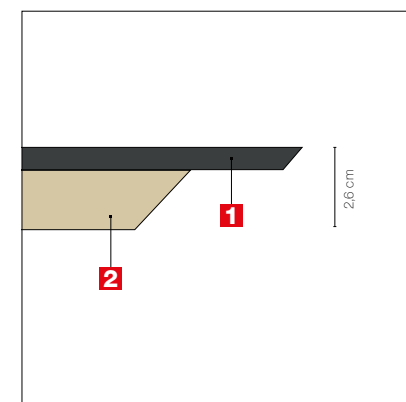


[1] Table_Maxfine Marmi Alps Heart





Wall_Maxfine Marmi Eramosa
Floor_Maxfine Marmi Bianco Lasa
Table_Maxfine Marmi Black Venato



1 / Maxfine Marmi Black Venato_6 mm
2 / Technical board




[1]





Wall_Maxfine Travertino
Floor_Maxfine Travertino
Furniture_Maxfine Marmi Black Venato_Travertino



[1] Shelves_Maxfine Travertino



Shelves_Maxfine Corten





Doors_Maxfine Marmi Thassos_Roads Grey Calm



Wall_Maxfine Marmi Calacatta
Doors_Maxfine Marmi Calacatta





Wall_Maxfine Roads Coffee Truth
Floor_Maxfine Marmi Alps Heart
Door_Maxfine Roads Coffee Truth_Marmi Alps Heart






[1] Doors_Hi Lite Avenue XXL Ivory



Wall_Maxfine Wood180 Caramel_Hi Lite Avenue XXL Amber
 Floor_Hi Lite Avenue XXL Ivory
 Door_Hi Lite Avenue XXL Ivory
 Vanity top_Hi Lite Avenue XXL Amber
 Furniture_Hi Lite Avenue XXL Amber



[2] Shelves_Hi Lite Avenue XXL Amber



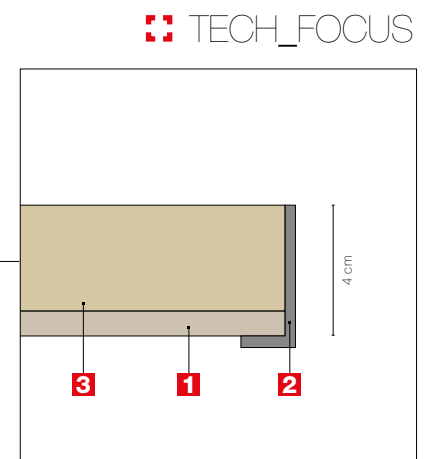
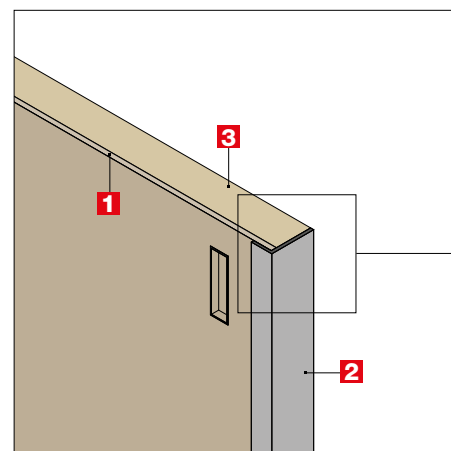
[3] Doors_Hi Lite Avenue XXL Ivory



Wall_Maxfine Marmi Eramosa_Hi Lite Avenue XXL Ivory
 Floor_Maxfine Marmi Eramosa
 Door_Hi Lite Avenue XXL Ivory
 Vanity top_Maxfine Marmi Eramosa



- 1 / Maxfine Travertino Classico_6 mm
- 2 / Metal frame
- 3 / Technical board







- [1] Storage_Maxfine Marmi Eramosa
- [2] Furniture top_Maxfine Marmi Eramosa



Floor_Wall_Maxfine Marmi Eramosa_Onice Oro
Furniture_Maxfine Marmi Eramosa_Onice Oro



[3] Table_Maxfine Onice Oro



[1] Storages_Maxfine Corten





[3]

[1]



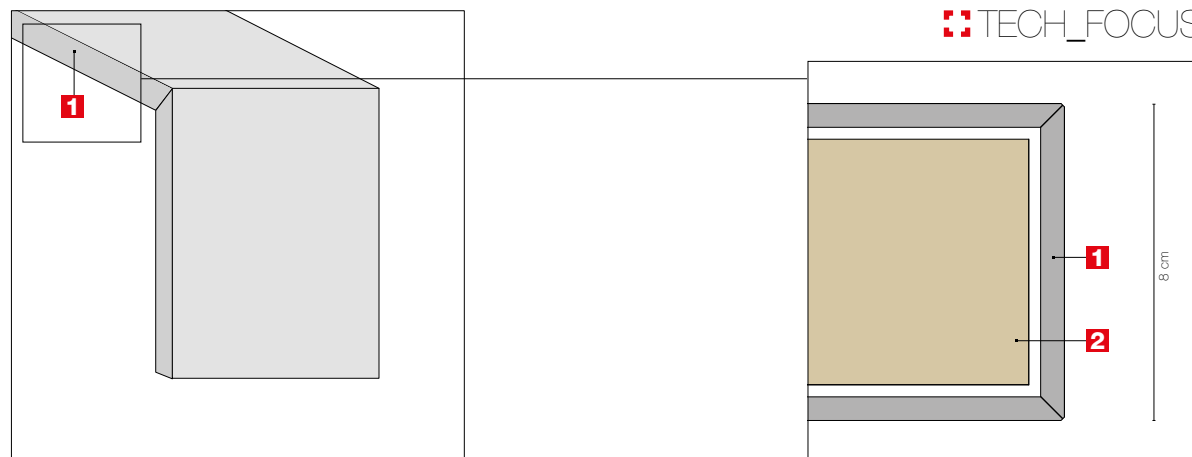
Wall_Maxfine Marmi Blue de Savoie
Floor_Maxfine Marmi Extra White
Furniture_Maxfine Marmi Blue de Savoie_Black Venato



[1] Table_Maxfine Marmi Black Venato
[2] Chair_Maxfine Marmi Black Venato



[3] Fireplace_Maxfine Marmi Blue de Savoie



1 / Maxfine Marmi Bianco Venato Extra_6 mm
2 / Technical board

Wall_Maxfine Marmi Blue de Savoie_Marmi Black Venato
Floor_Maxfine Marmi Bianco Venato Extra
Furniture_Maxfine Marmi Bianco Venato Extra_Marmi Black Venato





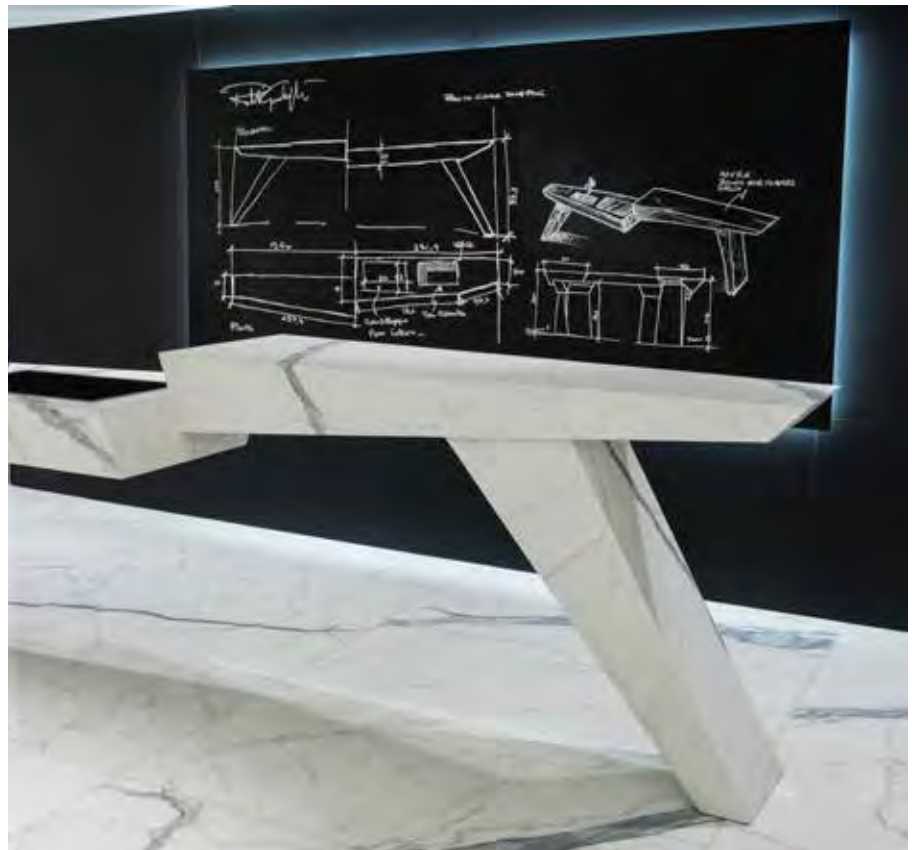
[1] Table_Maxfine Marmi Bianco Venato Extra_Marmi Black Venato



Wall_Maxfine Corten
Floor_Maxfine Marmi Extra White
Furniture_Maxfine Marmi Extra White



Floor_Maxfine Marmi Bianco Venato Extra
Furniture_Maxfine Marmi Bianco Venato Extra





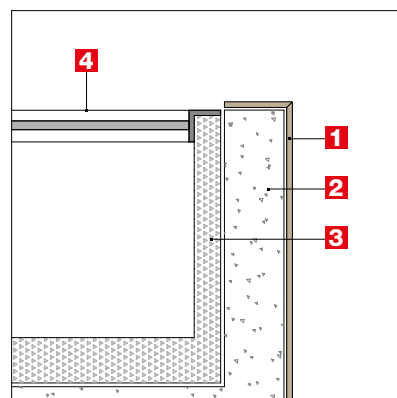
[1] Fireplace_Maxfine Limestone Ash
[2] Stairs_Maxfine Limestone Ash



[3] Bench_Maxfine Limestone Ash

Floor_Maxfine Limestone Deep
Furniture_Maxfine Limestone Ash

TECH_FOCUS



1 / Maxfine Limestone Ash_6 mm
2 / Concrete
3 / Refractory
4 / Metal grill



[1] Table_Maxfine Maxfine Corten_ Limestone Moon



Cladding_Maxfine Corten
 Floor_Maxfine Limestone Moon
 Furniture_Maxfine Corten_ Limestone Moon




Wall_Maxfine Pietre Lavica Dark
 Floor_Maxfine Pietre Lavica Dark



[2] Fireplace_Maxfine Pietre Lavica Dark













Bench_Maxfine Marmi Bianco venato Extra




Planters_Maxfine Travertino_Corten



Planters_Maxfine Limestone Deep_Travertino

Marble inspiration



/ Color range

Stone inspiration



TRAVERTINO



MARMI
ERAMOSA



PIETRE
LAVICA PEARL



LIMESTONE
MOON




PIETRE
LAVICA BEIGE



PIETRE
LAVICA DARK



MARMI
BLUE DE SAVOIE



MARMI
BLACK VENATO



PIETRE
LAVICA GREY



LIMESTONE
ASH



LIMESTONE
DEEP




PIETRE
LAVICA BLACK

Wood inspiration




Iron inspiration



/ Color range

Design inspiration



VENATURA DELLE LASTRE E APPRONTAMENTO ORDINI

Per garantire la migliore resa estetica, le lastre Maxfine presentano un certo numero di facce differenti.

Nell'approntamento degli ordinativi, la selezione delle lastre rispetta la casualità tipica dei materiali naturali: non è perciò possibile garantire la continuità nel disegno della venatura tra i vari pezzi spediti.

Maxfine nasce dalla combinazione della terra con il fuoco: l'eventuale continuità della venatura tra lastre diverse soggiace alla tipica tolleranza dei prodotti naturali.

VEINES DES DALLES ET PREPARATION COMMANDES

Pour garantir le meilleur rendement esthétique, les dalles Maxfine présentent un certain nombre de faces différentes.

Lors de la préparation des commandes, la sélection des dalles respecte le caractère aléatoire typique des matériaux naturels: par conséquent, il n'est pas possible de garantir la continuité du dessin des veines entre les différentes pièces expédiées.

Maxfine naît de la combinaison de la terre avec le feu: l'éventuelle continuité des veines entre différentes dalles correspond à la tolérance typique des produits naturels.

SLAB VEINS AND ORDER PREPARATION

To ensure optimal aesthetic performance, Maxfine slabs have a certain number of different faces. During order preparation, slabs are randomly selected to reproduce the random nature of natural materials: this means we cannot guarantee continuity of the veins between the various different pieces shipped.

Maxfine is produced by the combination of earth and fire: continuity of veins between slabs is subject to the tolerance typical of natural materials.


PLATTENMASERUG UND AUFTRAGSVORBEREITUNG

Für die beste Ästhetik bei der Anwendung weisen die Platten Maxfine eine gewisse Anzahl unterschiedlicher Oberseiten auf.

Bei der Vorbereitung der Aufträge entspricht die Auswahl der Platten dem typischen Zufallsprinzip der natürlichen Materie: es kann von daher keine Kontinuität bei der Maserung unter den verschiedenen versandten Stücken garantiert werden.

Maxfine entsteht aus der Kombination von Erde und Feuer: eine ggf. vorhandene Kontinuität der Maserung auf den Platten unterliegt der typischen Toleranz der Naturprodukte.





300x150 . 120"x60"
BLOCK A
BLOCK B

La mission di FMG è produrre materiali che rappresentino il massimo della bellezza, garantendo una disponibilità e una qualità che la pietra in natura non potrebbe offrire. Block A e Block B sono due lastre che permettono di riprodurre l'effetto del marmo "a macchia aperta" con venatura speculare. È un effetto che in natura è decisamente raro e prezioso, perché richiede una speciale lavorazione, partendo da particolari blocchi selezionati. Questi prototipi di bellezza "ideale", finora riservati a edifici di lusso, sono oggi disponibili con continuità grazie all'avanguardia tecnologica MAXFINE.

IMPIEGO. Le lastre Block A-Block B possono essere posate a coppie, orientandole come in foto o capovolte. Sono utilizzabili anche con composizioni multiple, replicando il modulo più volte.

La mission de FMG est de produire des matériaux d'une beauté maximale tout en garantissant une disponibilité et une qualité que la pierre naturelle ne pourrait pas offrir. Les deux carrelages grands formats Block A et Block B permettent de reproduire l'effet du marbre au veinage spéculaire dit « à livre ouvert ». Un effet particulièrement rare et précieux dans la nature étant donné qu'il exige une fabrication spéciale à partir de blocs sélectionnés. Ces prototypes d'une beauté « idéale », réservés jusqu'à maintenant aux édifices de luxe, sont aujourd'hui disponibles en permanence grâce à l'avant-garde technologique MAXFINE.

UTILISATION. Les carrelages grands formats Block A-Block B peuvent être posés deux à deux soit en les orientant comme sur la photo soit en les retournant. En répliquant le module plusieurs fois, ils peuvent aussi être utilisés dans des compositions multiples.

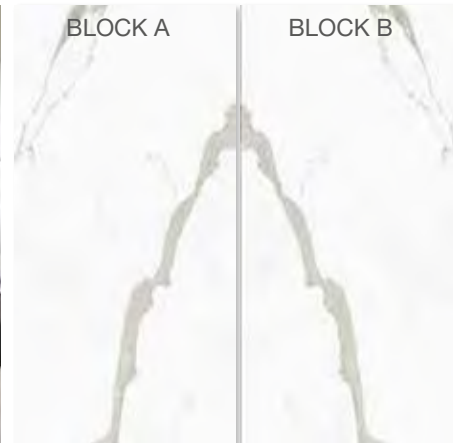

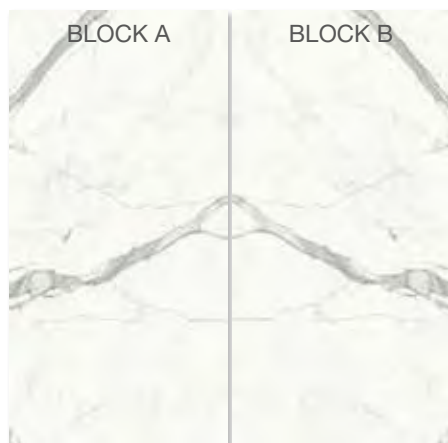


/ Look

FMG's mission is to produce materials that are the tops in beauty, guaranteeing availability and quality such that stone, in nature, would be unable to offer. Block A and Block B are two tiles that enable the effect of "book-matched" marble with mirror-image veining. This effect is definitely rare in nature and precious as it requires special processing, starting out from particular selected blocks. These prototypes of "ideal" beauty, set aside so far for luxury buildings, are now available on a continuous basis thanks to MAXFINE avant-garde technology.

USE. Block A and Block B tiles can be laid in pairs, positioning them as shown in the photograph or turned upside down. They can also be used with multiple compositions, replicating the module more than once.

Die Mission von FMG ist es Materialien herzustellen, die ein Maximum an Schönheit mit der Verfügbarkeit und einer Qualität kombinieren, die der Naturstein niemals bieten kann. Block A und Block B sind zwei Platten, mit denen man den Effekt des Marmors "a macchia aperta" („offenes Buch“) mit spiegelgleicher Maserung reproduzieren kann. Es handelt sich um einen Effekt, der in der Natur sehr selten und wertvoll ist, denn hier bedarf es einer speziellen Verarbeitung, bei der von besonderen und ausgewählten Blöcken ausgegangen wird. Diese Prototypen der "idealen" Schönheit, die bisher den Luxusbauten vorbehalten war, gibt es heute – dank des technologischen Fortschritts von MAXFINE - kontinuierlich.

VERWENDUNG. Die Platten Block A-Block B können paarweise verlegt werden, indem sie wie im Bild ausgerichtet werden oder aber auch auf dem Kopf. Sie lassen sich auch bei Mehrfachkompositionen im Quadrat oder in der Reihe benutzen, wobei das Modul mehrere Male wiederholt wird.



Avenue xxL

2 surfaces finishes

NATURALE

Natural

Naturel

Naturbelassen

PRELUCIDATA

Pre-Polished

Prépoli

Halbglänzend



IVORY



SILVER



PLUMB



AMBER

Metal xxL

2 surfaces finishes

METAL

CHROME



WHITE



CINIS WHITE



PATCH WHITE



GREY




CINIS GREY

/ Color range

Artsy



COLORE ITALIANO



MISTERO BLU



RIBBON



Creazioni grafiche dell'artista Erio Carnevali, in tre soggetti formato 150x300. Per rivestire gli interni in modo unico.

Graphic creations by the artist Erio Carnevali, in three subject featuring a 150 x 300 size. To line interiors in a unique manner.

Créations graphiques de l'artiste Erio Carnevali, en trois sujets format 150x300. Pour des revêtements d'intérieur uniques

Grafische Kreationen des Künstlers Erio Carnevali, drei Themen im Format 150x300. Für eine einzigartige Innengestaltung.



PATCH GREY




BLACK



CINIS BLACK



PATCH BLACK

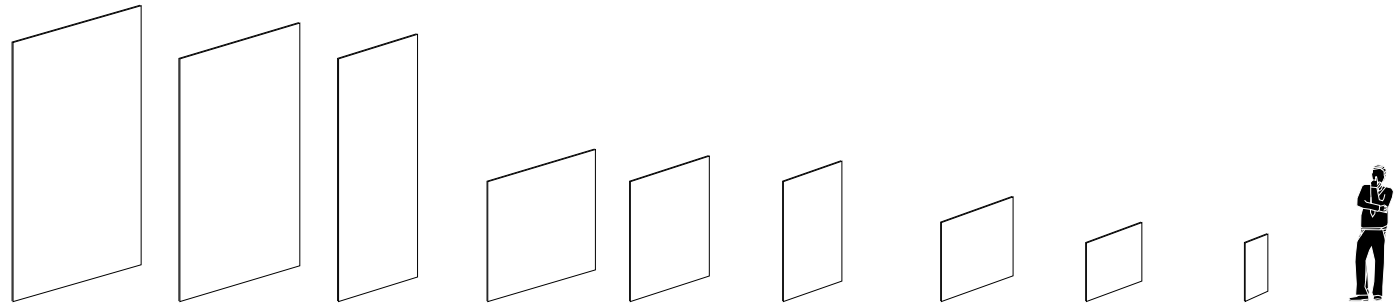


Due diversi pattern decorativi tono su tono, sui tre colori in gamma.

Two different decorative patterns in matching tones, in the three colours in the range.

Deux motifs décoratifs différents ton sur ton déclinés dans les trois couleurs de la gamme.

Zwei verschiedene Ton-in-Ton deklinierte Deko-Muster bei drei Farben der Palette.



Marble inspiration ✂ 6 MM

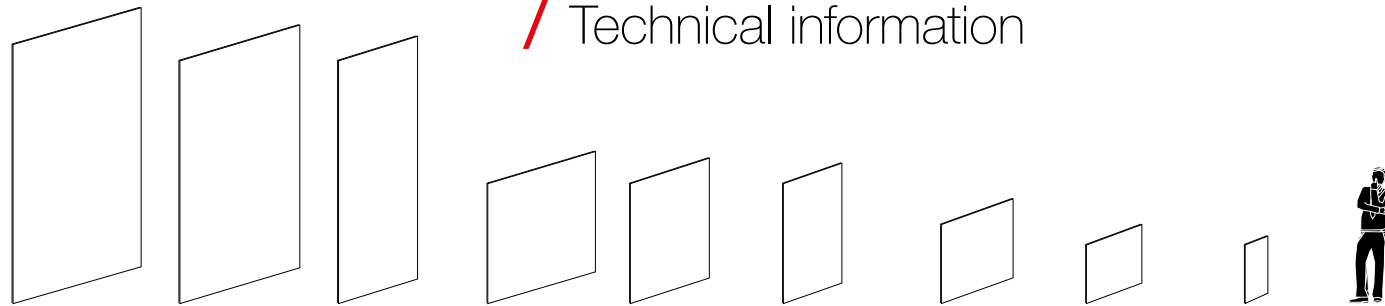
320x160* 128"x64"
300x150 120"x60"
300x100 120"x40"
150x150 60"x60"
150x100 60"x40"
150x75 60"x30"
100x100 40"x40"
75x75 30"x30"
75x37,5 30"x15"

MARMİ ESTREMOZ CREMA	LU	*	L315316MF6	-	L150316MF6	-	L175316MF6	-	L75316MF6	L737316MF6
	PL	*	P315316MF6	-	P150316MF6	-	P175316MF6	-	P75316MF6	P737316MF6
MARMİ CALACATTA	LU	*	L315265MF6	L310265MF6	L150265MF6	L1510265MF6	L175265MF6	L100265MF6	L75265MF6	L737265MF6
	PL	*	P315265MF6	P310265MF6	P150265MF6	P1510265MF6	P175265MF6	P100265MF6	P75265MF6	P737265MF6
MARMİ CALACATTA BLOCK-A	LU	*	L315268MF6	-	-	-	-	-	-	-
	PL	*	P315268MF6	-	-	-	-	-	-	-
MARMİ CALACATTA BLOCK-B	LU	*	L315267MF6	-	-	-	-	-	-	-
	PL	*	P315267MF6	-	-	-	-	-	-	-
MARMİ ALPS HEART	LU	*	L315297MF6	-	L150297MF6	-	L175297MF6	-	L75297MF6	L737297MF6
	PL	*	P315297MF6	-	P150297MF6	-	P175297MF6	-	P75297MF6	P737297MF6
MARMİ CREMA MARFIL EXTRA	LU	*	L315298MF6	L310298MF6	L150298MF6	L1510298MF6	L175298MF6	L100298MF6	L75298MF6	L737298MF6
	PL	*	P315298MF6	P310298MF6	P150298MF6	P1510298MF6	P175298MF6	P100298MF6	P75298MF6	P737298MF6
MARMİ ERAMOSÀ	LU	*	L315315MF6	-	L150315MF6	-	L175315MF6	-	-	-
MARMİ THASSOS	LU	*	L315189MF6	L310189MF6	L150189MF6	L1510189MF6	L175189MF6	L100189MF6	L75189MF6	L737189MF6
	PL	*	P315189MF6	P310189MF6	P150189MF6	P1510189MF6	P175189MF6	P100189MF6	P75189MF6	P737189MF6
MARMİ BIANCO LASA	LU	*	L315326MF6	-	L150326MF6	-	L175326MF6	-	L75326MF6	L737326MF6
	PL	*	P315326MF6	-	P150326MF6	-	P175326MF6	-	P75326MF6	P737326MF6
MARMİ BIANCO VENATO EXTRA	LU	*	L315300MF6	-	L150300MF6	-	L175300MF6	-	L75300MF6	L737300MF6
	PL	*	P315300MF6	-	P150300MF6	-	P175300MF6	-	P75300MF6	P737300MF6
MARMİ BIANCO VENATO EXTRA BLOCK-A	LU	*	L315301MF6	-	-	-	-	-	-	-
	PL	*	P315301MF6	-	-	-	-	-	-	-
MARMİ BIANCO VENATO EXTRA BLOCK-B	LU	*	L315302MF6	-	-	-	-	-	-	-
	PL	*	P315302MF6	-	-	-	-	-	-	-

* Disponibile su richiesta. | Available upon request. | Réalisable sur demande. | Verfügbar auf Anfrage.





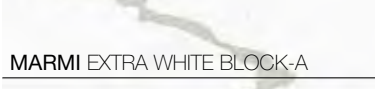


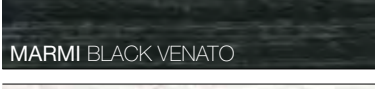




✂ 10 MM Disponibile su richiesta. | Available upon request. | Réalisable sur demande. | Verfügbar auf Anfrage.

Technical information



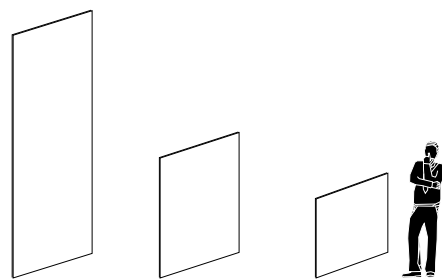
Marble inspiration ✂ 6 MM

320x160* 128"x64"
 300x150 120"x60"
 300x100 120"x40"
 150x150 60"x60"
 150x100 60"x40"
 150x75 60"x30"
 100x100 40"x40"
 75x75 30"x30"
 75x37,5 30"x15"

	LU	*	-	-	L150320MF6	-	L175320MF6	-	L75320MF6	L737320MF6
	PL	*	-	-	P150320MF6	-	P175320MF6	-	P75320MF6	P737320MF6
	LU	*	L315320MF6A	-	-	-	-	-	-	-
	PL	*	P315320MF6A	-	-	-	-	-	-	-
	LU	*	L315320MF6B	-	-	-	-	-	-	-
	PL	*	P315320MF6B	-	-	-	-	-	-	-
	LU	*	L315317MF6	-	L150317MF6	-	L175317MF6	-	L75317MF6	L737317MF6
	PL	*	P315317MF6	-	P150317MF6	-	P175317MF6	-	P75317MF6	P737317MF6
	LU	*	L315318MF6	-	-	-	-	-	-	-
	PL	*	P315318MF6	-	-	-	-	-	-	-
	LU	*	L315319MF6	-	-	-	-	-	-	-
	PL	*	P315319MF6	-	-	-	-	-	-	-
	LU	*	L315327MF6	-	L150327MF6	-	L175327MF6	-	L75327MF6	L737327MF6
	PL	*	P315327MF6	-	P150327MF6	-	P175327MF6	-	P75327MF6	P737327MF6
	LU	*	L315314MF6	-	L150314MF6	-	L175314MF6	-	L75314MF6	L737314MF6
	LU	*	L315290MF6	-	L150290MF6	-	L175290MF6	-	L75290MF6	L737290MF6
	PL	*	P315290MF6	-	P150290MF6	-	P175290MF6	-	P75290MF6	P737290MF6
	LU	*	L315289MF6	-	L150289MF6	-	L175289MF6	-	L75289MF6	L737289MF6
	PL	*	P315289MF6	-	P150289MF6	-	P175289MF6	-	P75289MF6	P737289MF6
	LU	*	L315328MF6	-	L150328MF6	-	L175328MF6	-	L75328MF6	L737328MF6
	PL	*	P315328MF6	-	P150328MF6	-	P175328MF6	-	P75328MF6	P737328MF6
	LU	*	L315288MF6	-	L150288MF6	-	L175288MF6	-	L75288MF6	L737288MF6
	PL	*	P315288MF6	-	P150288MF6	-	P175288MF6	-	P75288MF6	P737288MF6

* Disponibile su richiesta. | Available upon request. | Réalisable sur demande. | Verfügbar auf Anfrage.

✂ 10 MM Disponibile su richiesta. | Available upon request. | Réalisable sur demande. | Verfügbar auf Anfrage.

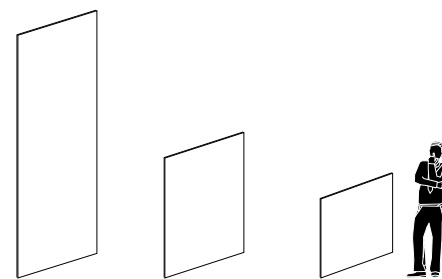


Stone inspiration  6 MM

300x100 120"x40"
150x100 60"x40"
100x100 40"x40"


LIMESTONE MOON	ST R10 A+B	P310311MF6	P1510311MF6	P100311MF6
LIMESTONE ASH	ST R10 A+B	P310312MF6	P1510312MF6	P100312MF6
LIMESTONE DEEP	ST R10 A+B	P310313MF6	P1510313MF6	P100313MF6

 10 MM Disponibile su richiesta. | Available upon request. | Réalisable sur demande. | Verfügbar auf Anfrage.



300x100 120"x40"
150x100 60"x40"
100x100 40"x40"

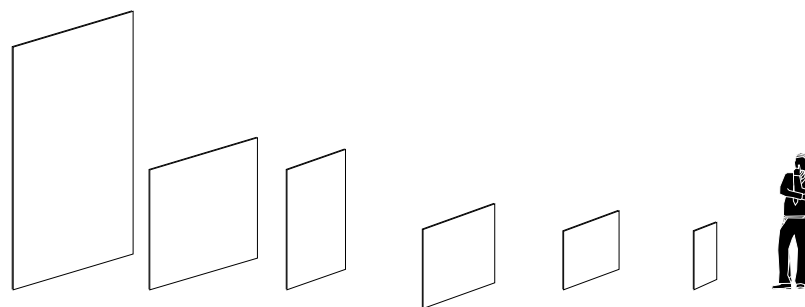
PIETRE LAVICA PEARL	PL	L310303MF6	-	L100303MF6
	N	P310303MF6	P1510303MF6	P100303MF6
PIETRE LAVICA BEIGE	PL	L310306MF6	-	L100306MF6
	N	P310306MF6	P1510306MF6	P100306MF6
PIETRE LAVICA DARK	PL	L310305MF6	-	L100305MF6
	N	P310305MF6	P1510305MF6	P100305MF6
PIETRE LAVICA GREY	PL	L310304MF6	-	L100304MF6
	N	P310304MF6	P1510304MF6	P100304MF6
PIETRE LAVICA BLACK	PL	L310307MF6	-	L100307MF6
	N	P310307MF6	P1510307MF6	P100307MF6



Wood inspiration  6 MM

180x21,5
71"x8"

WOOD 180 CARAMEL	N	P2118322MF6
WOOD 180 HONEY	N	P2118321MF6
WOOD 180 IVORY	N	P2118324MF6
WOOD 180 FOSSIL	N	P2118323MF6
WOOD 180 GRAPHITE	N	P2118325MF6




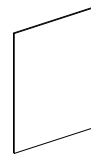
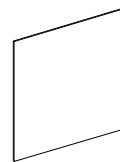

Iron inspiration  6 MM

300x150 120"x60"
150x150 60"x60"
150x75 60"x30"
100x100 40"x40"
75x75 30"x30"
75x37,5 30"x15"

CORTEN	PL	L315276MF6	L150276MF6	L175276MF6	-	L75276MF6	L737276MF6
	N	P315276MF6	P150276MF6	P175276MF6	-	P75276MF6	P737276MF6
IRON BRONZE	N	P315330MF6	P150330MF6	P175330MF6	P100330MF6	P75330MF6	P737330MF6
	N	P315329MF6	P150329MF6	P175329MF6	P100329MF6	P75329MF6	P737329MF6
IRON GREY	N	P315331MF6	P150331MF6	P175331MF6	P100331MF6	P75331MF6	P737331MF6

 10 MM Disponibile su richiesta. | Available upon request. | Réalisable sur demande. | Verfügbar auf Anfrage.

Technical information



Design inspiration  6 MM

300x150
120"x60"

300x100
120"x40"

150x150
60"x60"

150x100
60"x40"

150x75
60"x30"

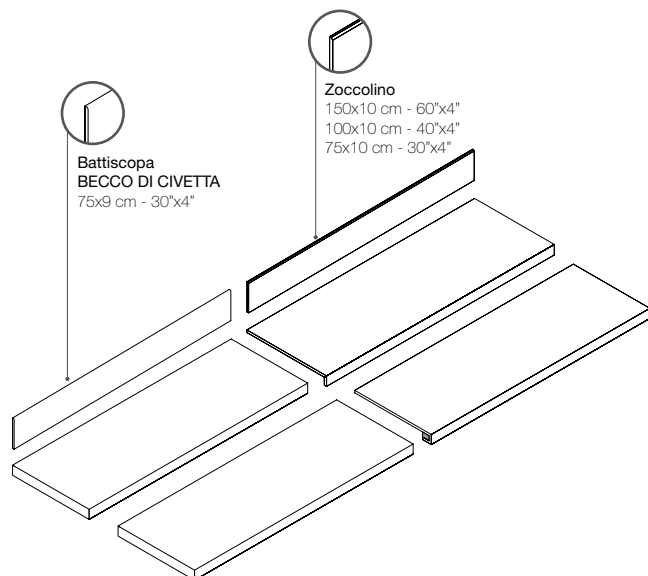
100x100
40"x40"

75x75
30"x30"

75x37,5
30"x15"

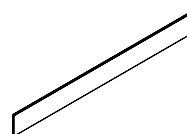
ROADS WHITE PURITY	N	P315197MF6	P310197MF6	P150197MF6	P1510197MF6	P175197MF6	P100197MF6	P75197MF6	P737197MF6
ROADS SAND HEARTH	N	P315198MF6	P310198MF6	P150198MF6	P1510198MF6	P175198MF6	P100198MF6	P75198MF6	P737198MF6
ROADS COFFEE TRUTH	N	P315199MF6	P310199MF6	P150199MF6	P1510199MF6	P175199MF6	P100199MF6	P75199MF6	P737199MF6
ROADS PEARL MIND	N	P315200MF6	-	P150200MF6	-	P175200MF6	-	P75200MF6	P737200MF6
ROADS GREY CALM	N	P315201MF6	P310201MF6	P150201MF6	P1510201MF6	P175201MF6	P100201MF6	P75201MF6	P737201MF6
ROADS DARK DEPTH	N	P315202MF6	P310202MF6	P150202MF6	P1510202MF6	P175202MF6	P100202MF6	P75202MF6	P737202MF6
CHROMOCODE 3D TITANIUM WHITE	LU	L315240MF6	L310240MF6	L150240MF6	L1510240MF6	L175240MF6	L100240MF6	L757240MF6	L737240MF6
	N	P315240MF6	P310240MF6	P150240MF6	P1510240MF6	P175240MF6	P100240MF6	P757240MF6	P737240MF6
CHROMOCODE 3D IVORY BLACK	LU	L315247MF6	L310247MF6	L150247MF6	L1510247MF6	L175247MF6	L100247MF6	L757247MF6	L737247MF6
	N	P315247MF6	P310247MF6	P150247MF6	P1510247MF6	P175247MF6	P100247MF6	P757247MF6	P737247MF6

 10 MM Disponibile su richiesta. | Available upon request. | Réalisable sur demande. | Verfügbar auf Anfrage.

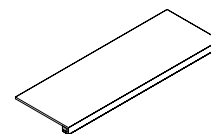


Trim pieces

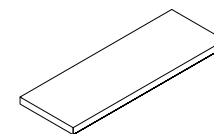
Disponibile su richiesta. | Available upon request. | Réalisable sur demande. | Verfügbar auf Anfrage.



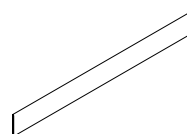
Zoccolino
150x10 cm - 60"x4"
100x10 cm - 40"x4"
75x10 cm - 30"x4"



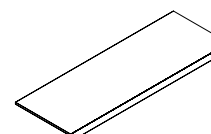
Scalino Costa retta
150x35x4 cm - 60"x14"x2"
100x35x4 cm - 40"x14"x2"



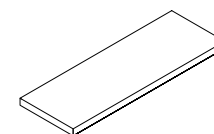
Angolo Scalino Costa retta
150x35x4 cm - 60"x14"x2"
100x35x4 cm - 40"x14"x2"



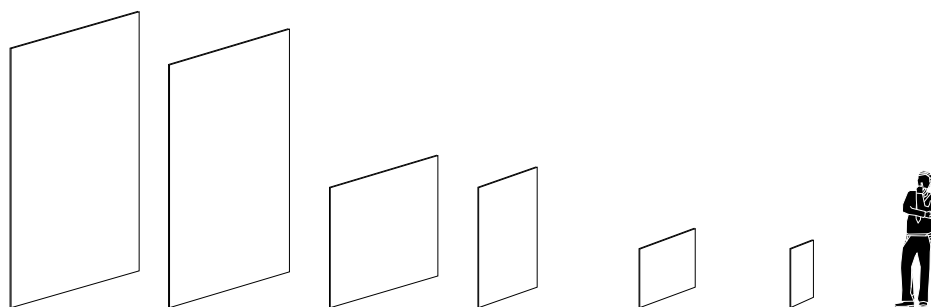
**Battiscopa
BECCO DI CIVETTA**
75x9 cm - 30"x4"



Scalino Bordo dritto
150x35x4 cm - 60"x14"x2"
100x35x4 cm - 40"x14"x2"



Angolo Scalino Bordo dritto
150x35x4 cm - 60"x14"x2"
100x35x4 cm - 40"x14"x2"



METAL XXL

✂ 6 MM

320x160*
128"x64"

300x150
120"x60"

150x150
60"x60"

150x75
60"x30"

75x75
30"x30"

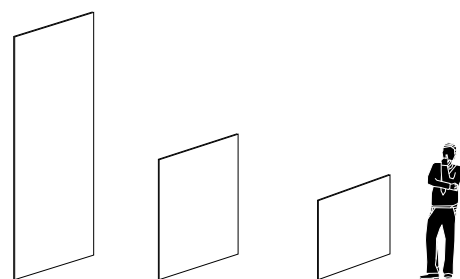
75x37,5
30"x15"

WHITE	M	*	HI315001XL	HI150001XL	HI175001XL	HI75001XL	HI737001XL
	CH	*	HI315004XL	HI150004XL	HI175004XL	HI75004XL	HI737004XL
WHITE CINIS	M	*	HI315013XL	HI150013XL	HI175013XL	-	-
	CH	*	HI315016XL	HI150016XL	HI175016XL	-	-
WHITE PATCH	M	*	HI315007XL	HI150007XL	HI175007XL	-	-
	CH	*	HI315010XL	HI150010XL	HI175010XL	-	-
GREY	M	*	HI315002XL	HI150002XL	HI175002XL	HI75002XL	HI737002XL
	CH	*	HI315005XL	HI150005XL	HI175005XL	HI75005XL	HI737005XL
GREY CINIS	M	*	HI315014XL	HI150014XL	HI175014XL	-	-
	CH	*	HI315017XL	HI150017XL	HI175017XL	-	-
GREY PATCH	M	*	HI315008XL	HI150008XL	HI175008XL	-	-
	CH	*	HI315011XL	HI150011XL	HI175011XL	-	-
BLACK	M	*	HI315003XL	HI150003XL	HI175003XL	HI75003XL	HI737003XL
	CH	*	HI315006XL	HI150006XL	HI175006XL	HI75006XL	HI737006XL
BLACK CINIS	M	*	HI315015XL	HI150015XL	HI175015XL	-	-
	CH	*	HI315018XL	HI150018XL	HI175018XL	-	-
BLACK PATCH	M	*	HI315009XL	HI150009XL	HI175009XL	-	-
	CH	*	HI315012XL	HI150012XL	HI175012XL	-	-

* Disponibile su richiesta. | Available upon request. | Réalisable sur demande. | Verfügbar auf Anfrage.

✂ 10 MM Disponibile su richiesta. | Available upon request. | Réalisable sur demande. | Verfügbar auf Anfrage.

Technical information




AVENUE **XXL**  6 MM

300x100
120"x40"
150x100
60"x40"
100x100
40"x40"

IVORY	N	HI310023XL	HI1510023XL	HI100023XL
	PL	HI310027XL		HI100027XL
SILVER	N	HI310024XL	HI1510024XL	HI100024XL
	PL	HI310028XL		HI100028XL
PLUMB	N	HI310025XL	HI1510025XL	HI100025XL
	PL	HI310029XL		HI100029XL
AMBER	N	HI310026XL	HI1510026XL	HI100026XL
	PL	HI310030XL		HI100030XL

 10 MM Disponibile su richiesta. | Available upon request. | Réalisable sur demande. | Verfügbar auf Anfrage.



ARTSY  6 MM

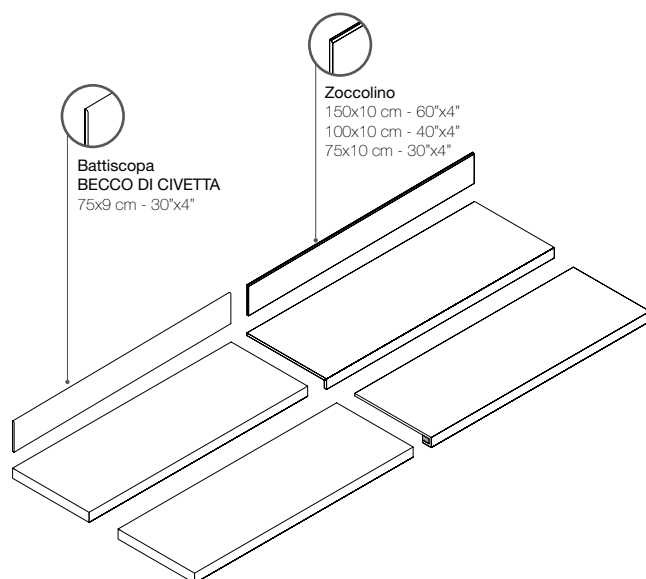
300x150
120"x60"

COLORE ITALIANO	HI315020XL
MISTERO BLU	HI315021XL**
RIBBON	HI315022XL
	HI315019XL

** Lastra con firma. | Signed slab.

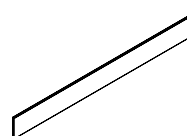
Trim pieces

Disponibile su richiesta. | Available upon request. | Réalisable sur demande. | Verfügbar auf Anfrage.

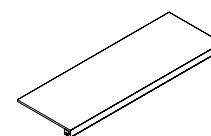


Battiscopa
BECCO DI CIVETTA
75x9 cm - 30"x4"

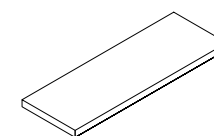
Zoccolino
150x10 cm - 60"x4"
100x10 cm - 40"x4"
75x10 cm - 30"x4"



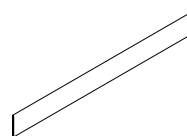
Zoccolino
150x10 cm - 60"x4"
100x10 cm - 40"x4"
75x10 cm - 30"x4"



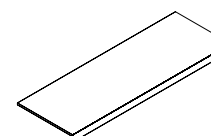
Scalino Costa retta
150x35x4 cm - 60"x14"x2"
100x35x4 cm - 40"x14"x2"



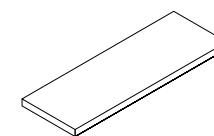
Angolo Scalino Costa retta
150x35x4 cm - 60"x14"x2"
100x35x4 cm - 40"x14"x2"



Battiscopa
BECCO DI CIVETTA
75x9 cm - 30"x4"



Scalino Bordo dritto
150x35x4 cm - 60"x14"x2"
100x35x4 cm - 40"x14"x2"



Angolo Scalino Bordo dritto
150x35x4 cm - 60"x14"x2"
100x35x4 cm - 40"x14"x2"

PULIZIA E MANUTENZIONE

Premessa_Tutti i materiali FMG sono di facile pulizia e di semplice manutenzione. Una pulizia adeguata ne valorizza le caratteristiche estetiche donando ad ogni pavimento un'eccezionale brillantezza.

Pulizia iniziale_È di basilare importanza e deve essere effettuata immediatamente dopo la posa, per eliminare completamente i residui cementizi derivanti dalle malte, i residui di collanti e i residui epossidici che possono provenire dalle fughe. Viene consigliato l'uso di un prodotto acido, tipo FMG CLEAN a concentrazione 1:1.

Strofinare energicamente e, dopo la pulizia, risciacquare abbondantemente con acqua pulita, per asportare tutte le tracce del detergente utilizzato.

Queste operazioni sono indispensabili per tutte le collezioni FMG.

Manutenzione e cura_Grazie al procedimento produttivo impiegato (alte temperature di cottura, materie prime di qualità e processo di sinterizzazione) la superficie dei materiali FMG è praticamente impermeabile (assorbimento d'acqua minimo). Pertanto anche la sporcizia non può penetrare ma deve soltanto essere asportata dalla superficie del materiale. In questa operazione si sconsiglia di utilizzare detergenti contenenti cere o prodotti ceranti onde evitare la formazione di strati untuosi; per la scelta del detergente più appropriato, fare riferimento ai capitoli seguenti.

Consigli generali_Per grandi superfici soggette a carichi di sporco notevoli, quali aeroporti, ospedali, supermercati e luoghi pubblici ad alta intensità di traffico, si rendono indispensabili macchine per la pulizia con aspirazione dei liquidi di lavaggio. Ciò permetterà di ottenere non solo una pulizia profonda ma anche l'asportazione dei liquidi contenenti la sporcizia: in tal modo viene evitata la formazione di patine o pellicole altrimenti molto difficili da asportare.

Al fine di preservare le superfici dallo sporco e dalle lavorazioni di cantiere, a posa terminata le pavimentazioni, in particolar modo quelle realizzate con materiali levigati, devono essere adeguatamente protette con truciolare o altri materiali idonei. In tal modo sarà possibile evitare danneggiamenti provocati da lavorazioni successive.

Sui materiali FMG possono essere utilizzati tutti i detergenti esistenti sul mercato alla concentrazione indicata; è escluso l'acido fluoridrico (HF) e tutti i suoi composti, come da norma UNI-EN 176. La concentrazione del detergente deve essere sempre la più bassa possibile, sia per contenere i costi che per velocizzare la manutenzione.

Per pavimenti sopraelevati si consigliano prodotti lucidati o levigati in formati grandi in modo da effettuare operazioni di manutenzione a secco, o con un minimo utilizzo di liquidi.

Una volta ultimata la posa in opera è necessario effettuare una pulizia iniziale approfondita della pavimentazione con prodotti idonei.

Detergenti_Indispensabili per preparare perfettamente la base nella posa su vecchio pavimento (FMG Neat), o per rimuovere ogni traccia di lavorazione dai materiali posati (FMG Clean).

Materiali naturali_Per questi materiali, dopo aver effettuato le operazioni specificate nella sezione "Pulizia iniziale" è sufficiente una normale manutenzione con una soluzione acquosa contenente piccole percentuali di un detergente alcalino, tipo FMG NEAT o Cif.

Per questi tipi di superficie è sconsigliabile eseguire un trattamento impermeabilizzante: non essendoci alcuna porosità, l'impermeabilizzazione si depositerebbe soltanto sulla superficie in modo disomogeneo causando così effetti estetici disarmonici.

CLEANING AND MAINTENANCE

Introduction_All FMG materials are easy to clean and maintain. Regular cleaning highlights the aesthetic features of the material and gives the floor an exceptional shine.

Initial cleaning_The initial cleaning done immediately after the flooring laid is of essential importance for removing all mortar, adhesives and epoxy residues that may be left in the joints. In this initial phase, we recommend that you use an acid product such as FMG CLEAN, in a 1:1 concentration. Rub energetically to obtain the maximum cleaning. After washing the floor, which is just as important, rinse thoroughly with plenty of water to remove all traces of the detergent used. These steps are recommended for all FMG collections.

Maintenance and care_Thanks to the characteristics of the production process (high firing temperature, raw materials of great quality, sinterizing process), the surface of FMG material is waterproof (the water absorption is minimum). Therefore the dirt cannot penetrate but it is necessary to remove it from the surface. For this procedure do not use detergents containing waxes or waxing products, in order to avoid the forming of greasy layers; for choosing the most appropriate detergent refer to the following chapters. After the installation of floors, particularly of those made with polished materials, the surfaces should be adequately protected with particle board or other suitable materials in order to protect them from dirt and on-site processing. This prevents damage caused by subsequent processing

General recommendations_For commercial and heavily used surface areas such as airports, hospitals, supermarkets, and any public spaces with heavy foottraffic which are thus subject to considerable soiling, it is necessary to use automatic cleaning machines with suction of the washing liquids.

This allows not only deep cleaning, but also the continuous removal of liquids containing substances that cause soiling, thus preventing the formation of films which are very difficult to remove. Any detergent on the market can be used in the desired concentration for cleaning the high technology sinterized FMG products, with the exception of HYDROFLUORIC acid (HF) or its compounds, according to UNI-EN 176 standards. In order to keep costs limited and speed up maintenance operations, the concentration of the detergent must always be as low as possible. For raised floors we suggest to choose bright or polished surfaces in large sizes: these materials can be dry cleaned or with the minimum use of liquids. After the floor is laid it is necessary to make a very accurate initial cleaning with proper products.

Detergents_The detergents are essential when laying new materials on old floors and for preparing the support surface perfectly (FMG Neat) as well as after installation to remove all traces of cement, adhesive or sealant from the newly laid materials (FMG Clean). Use FMG Mineral to protect polished porcelain stoneware, to facilitate the removal of dirt.

Matt materials_For these materials, after completing the steps described in the section "Initial Cleaning", you only need to clean the floor with hot water containing small quantities of an alkaline detergent such as FMG NEAT or Cif.

On these types of surface it is not advisable to apply a waterproofing product: the absence of porosity causes the waterproofing agent to deposit on the surface in an uneven way and to have unpleasant aesthetic effects.

EINIGUNG UND PFLEGE

Einleitung_Alle FMG Materialien sind einfach zu reinigen und pflegeleicht. Eine angemessene Reinigung wertet die ästhetischen Eigenschaften auf und verleiht jedem Boden einen außergewöhnlichen Glanz.

Erste Reinigung_Von entscheidender Bedeutung ist die Anfangsreinigung, die direkt nach dem Verlegen zu erfolgen hat, um aus dem Mörtel stammende Zementrückstände, Klebrückstände sowie Epoxydrückstände der Fugen vollständig zu beseitigen. In dieser Phase wird die Verwendung eines säurehaltigen Produktes empfohlen zum Beispiel FMG CLEAN in einer Konzentration von 1:1. Für eine gründliche Reinigung muß kräftig geschauert werden. Nach der Reinigung ist das Spülen mit reichlich Wasser ebenfalls von großer Wichtigkeit, um alle Spuren des verwendeten Reinigungsmittels zu entfernen. Diese Arbeitsgänge sind für alle Kollektionen unverzichtbar.

Wartung und pflege_Dank des angewandten Prouktionsverfahrens (hohe Brenn-temperatur, qualitativ hochwertiges Rohmaterial und Sinterung) ist die Oberfläche der FMG Materialien praktisch völlig wasserabweisend (minimale Feuchtigkeitsaufnahme). Daher kann Schmutz auch nicht in die Oberfläche eindringen, sondern muß nur von der Oberfläche entfernt werden. Es ist davon abzuraten, dafür wachshaltige Reinigungsmittel oder Produkte zum Einwachsen zu verwenden, um die Bildung von öligen Schichten zu vermeiden.

In den nachfolgenden Abschnitten wird näher auf die Auswahl der geeigneten Reinigungsmittels eingegangen. Um die Oberflächen vor Verschmutzungen und Beschädigungen durch Bauarbeiten zu schützen, müssen die Bodenbeläge, insbesondere die aus geschliffenen Materialien, nach der Verlegung entsprechend mit Spanplatten oder anderen geeigneten Materialien abgedeckt werden. Auf diese Weise können Beschädigungen durch spätere Arbeiten vermieden werden.

Allgemeine Hinweise_Für grosse, bedeutende Oberflächen wie Flughäfen, Krankenhäuser, Supermärkte und andere öffentliche Bereiche mit hohem Verkehrsaufkommen, die daher auch einer starken Verschmutzung ausgesetzt sind, ist der Einsatz von automatischen Reinigungsmaschinen mit Absaugung der Reinigungsflüssigkeit unverzichtbar, da sie nicht nur eine tiefe Reinigung erlauben, sondern auch ständig die Flüssigkeit mit dem Schmutz entfernen und so die Bildung von eventuellen Schmutz- oder Schmierfilmen vermeiden, die immer schwer zu entfernen sind.

Auf den FMG Materialien, können alle auf dem Markt befindlichen Reinigungsmittel in der gewünschten Konzentration verwendet werden, mit Ausnahme von Fluorsäure (HF) oder ähnlichen Produkten, gemäss UNI-EN 176.

Die Konzentration des Reinigungsmittels muss aus Gründen der Kosten und der Schnelligkeit der Reinigung stets so gering wie möglich sein. Für die Doppelböden werden grossen Formate in glänzender oder geschliffener Ausführung empfohlen, so, dass eine trockene oder leicht feuchte Pflege ausreichend ist. Nach Abschluss der Verlegearbeit ist es notwendig, mit geeigneten Reinigungsmitteln eine gründliche Anfangsreinigung des Fussbodens durchzuführen.

Reinigungsmittel_Die Reinigungsmittel sind unabhkömmlich, sowohl wenn Sie das Material auf einem alten Bodenbelag verlegen wollen um den Untergrund vorzubereiten (FMG Neat), als auch um jede Spur von Zement, Kleber oder Fugenmörtel auf dem verlegten Material zu entfernen (FMG Clean). Verwenden Sie FMG Mineral für die Imprägnierung und die Reinigung des polierten Feinsteinzeugs.

Matt Materialien_Für diese Materialien ist, nachdem die im Kapitel "Anfangsreinigung" dargelegten Schritte durchgeführt wurden, eine gewöhnliche Wartung mit einer wässrigen Lösung, die einen kleinen Anteil alkalischen Reinigungsmittels (zum Beispiel FMG NEAT oder Viss) enthält, notwendig. Für diese Arten von Oberfläche ist von einer Wasserfestigkeitsbehandlung abzuraten; da die Oberflächen nicht porös sind, würde eine Wasserfestigkeitsbehandlung nur zu ungleichmässigen Ablagerungen auf der Oberfläche und damit zu einem optisch disharmonischen Eindruck führen.

NETTOYAGE ET ENTRETIEN

Avant-propos_Tous les matériaux FMG sont faciles à nettoyer et à entretenir. Un nettoyage adéquat met en relief les caractéristiques esthétiques, conférant à chaque sol un éclat particulier.

Nettoyage initial_Le nettoyage initial est d'une importance fondamentale et doit s'effectuer immédiatement après la pose pour éliminer totalement les résidus de ciment des mortiers, les résidus de colle et les résidus epoxy provenant des joints. Nous conseillons dans cette phase d'utiliser un produit acide, du type FMG CLEAN concentré à 1:1. Frottez énergiquement pour obtenir un nettoyage parfait.

Après le lavage, il est également important de rincer abondamment à l'eau claire pour éliminer toutes les traces du détergent utilisé. Ces opérations sont indispensables pour toutes les collections de FMG.




Entretien et soin_Grâce aux caractéristiques du procédé de production (hautes températures de cuisson, matières premières de qualité et procédé de grésage) la surface des matériaux FMG est pratiquement imperméable (l'absorption d'eau est minimum). Cela signifie que la saleté ne peut pas pénétrer mais doit seulement être retirée de la surface du matériau. Pour cette opération on déconseille l'usage des détergents contenant de la cire ou des produits de cirage afin d'éviter la formation de couches de graisse ; pour le choix du détergent le plus approprié, lisez les chapitres suivants. Après avoir achevé la pose des sols, notamment ceux réalisés avec des matériaux polis, appliquer des panneaux de particules ou autres matériaux adéquats pour protéger comme il se doit les surfaces contre la saleté et les résidus de chantier. Il sera ainsi possible d'éviter que les opérations suivantes n'abîment le carrelage.

Conseils généraux_Pour les grandes et importantes surfaces comme les aéroports, les hopitaux, les supermarchés et les lieux publics à circulation très intense et qui par conséquent se salissent beaucoup, il est indispensable d'utiliser des machines automatiques de nettoyage qui aspirent le liquide de lavage. Vous obtiendrez non seulement un nettoyage profond mais vous éliminerez en permanence les liquides contenant les matériaux responsable de saleté et vous éviterez la formation de patine ou de pellicule qui sont toujours très difficiles à éliminer. Vous pouvez utiliser sur les matériaux FMG, produits de haute technologie et grésage, tous les détergents que propose le marché, à la concentration souhaitée, excepté l'acide fluorhydrique (HF) et ses composants, suivant les normes UNIEN 176. La concentration du détergent doit toujours être la plus faible possible pour réduire le coût et activer l'entretien. Pour les faux-planchers nous conseillons, dans les grands formats, les produits lustrés ou polis. En effet, nous recommandons un entretien à sec, ou avec un minimum de liquide. Quand la pose est terminée, il est nécessaire d'effectuer un nettoyage initial très approfondi avec les produits appropriés.

Les détergents_Les détergents vous seront indispensables aussi bien lorsque vous voudrez poser les carreaux sur un vieux sol, pour préparer une base parfaite (FMG Neat), que pour éliminer des carreaux posés toute trace de ciment, colle ou produit de jointoiement (FMG Clean). Utilisez FMG Mineral pour la protection et le nettoyage du grès cérame poli.

Matériaux non polis_Après avoir effectué les opérations décrites plus haut, un entretien normal suffit à ces matériaux, avec une solution aqueuse contenant un faible pourcentage de détergent alcalin, type FMG NET ou Cif. pour ces types de surface ni est pas conseillable de faire un traitement imperméabilisant : vu qu'ils ne sont pas poreuses l'argent imperméabilisant resterait sur la surface et causerait des effets esthétiques non armonieux.

/ Weights and packing







IMBALLO Cassa di legno PACKAGING Crate in wood		FORMATO lastre in mm FORMAT slabs in mm	PEZZI capienza max ITEMS max capacity	SCATOLE capienza max BOXES max capacity	MQ capienza max SQ.M. max capacity	KG capienza max KG max capacity	NOTE NOTES
	CASSA CON INTERFALDA 300x150: Ingombro: 322 x 163 x h.34 cm Peso: 114 kg Crate with padding layers 300x150: Size: 322 x 163 x 34(H) cm Weight: 114 kg	300x150	12	-	54,00	870,00	- ordine minimo 2 lastre per cassa; - non sono ammessi più di 6 articoli (codici) differenti per cassa; carico su camion: - sovrapponibilità max. su camion n. 6 casse; - max. 24 casse su camion (4 spazi) compatibilmente con i limiti di peso totale; - possibilità di affiancare a ciascuna pila nr. 2 europallet; - minimum order: 2 slabs per crate; - no more than 6 items (codes) per crate allowed; loading on lorry: - stack max. 6 crates on lorry; - max. 24 crates on lorry (4 spaces) within total weight limits; - option of placing 2 euro-pallets next to each stack;
	CASSA CON INTERFALDA 300x100: Ingombro: 324 x 115 x h.37 cm Peso: 100 kg Crate with padding layers 300x100: Size: 324 x 115 x 37(H) cm Weight: 100 kg	300x100	16	-	48,00	776,00	- ordine minimo 3 lastre per cassa; - non sono ammessi più di 6 articoli (codici) differenti per cassa; carico su camion: - sovrapponibilità max. su camion n. 5 casse; - max. 32 casse su camion (8 spazi) compatibilmente con i limiti di peso totale; - possibilità di affiancare le casse l'una all'altra; - minimum order: 3 slabs per crate; - no more than 6 items (codes) per crate allowed; loading on lorry: - stack max. 5 crates on lorry; - max. 32 crates on lorry (8 spaces) within total weight limits; - option of placing crates next to each other;
	CASSA CON INTERFALDA 150x150: Ingombro: 172 x 163 x h.41 cm Peso: 66,5 kg Crate with padding layers 150x150: Size: 172 x 163 x 41(H) cm Weight: 66,5 kg	150x150	24	-	54,00	822,50	- ordine minimo 4 lastre per cassa; - in ciascuna cassa il numero di lastre per articolo deve sempre essere pari; - non sono ammessi più di 6 articoli (codici) differenti per cassa; carico su camion: - sovrapponibilità max. su camion n. 5 casse; - max. 28 casse su camion (7 spazi) compatibilmente con i limiti di peso totale; - possibilità di affiancare a ciascuna pila nr. 1 europallet; - minimum order: 4 slabs per crate; - each crate must always contain an even number of slabs per item; - no more than 6 items (codes) per crate allowed; loading on lorry: - stack max. 5 crates on lorry; - max. 28 crates on lorry (7 spaces) within total weight limits; - option of placing 1 euro-pallet next to each stack;





NOTE

- Il peso di casse e cavalletti è suscettibile di variazioni sensibili in base allo stato di umidità al momento della misurazione del peso;
- carico su camion: l'indicazione del numero massimo di casse è riferito ad un pianale unico di 13,6 x 2,45 m, compatibilmente con il peso; per camion di dimensioni differenti occorre riformulare il calcolo sulla base dello spazio e del volume delle casse;
- Carico su camion: per la sovrapponibilità di casse alte e basse non oltrepassare l'altezza max. del numero di casse alte indicate per ciascun formato;
- Imballo in casse alte / basse / pallet: a parità di articolo (codice) ordinato, le casse vengono via via riempite secondo l'imballo di massima capienza (es: ordine 90 mq articolo XYZ in formato 150x75 cm sarà imballato con nr. 1 cassa alta contenente 58,5 mq + nr. 1 cassa alta per 31,5 mq);
- Reso delle casse: Il cliente avrà la facoltà di restituire le casse addebitate in fattura, franco stabilimento Ariosteaa. Personale autorizzato accerterà lo stato delle casse rese e compilerà il modulo di reso esclusivamente per le casse integre e complete dei quattro dischi metallici (bulldog) posti su ciascun angolo. Non possono essere resi né cavalletti, né pallet.

NOTE

- The weight of the crates and racks is subject to significant variations based on the moisture content at the time the weight was measured;
- Loading on lorry: the specified maximum number of crates refers to a single 13.6 x 2.45 m platform, within weight limits; for lorries of different sizes, calculation must be made based on the space and volume of the crates;
- Loading on lorry: to stack tall and short crates, do not exceed the maximum height for the number of tall crates specified for each format;
- Packaging in pallets/tall/short crates: for the same item (code) ordered, the crates are gradually filled according to the package of maximum capacity (e.g.: an order of 90 sq.m. of item XYZ in format 150 x 75 cm will be packaged in 1 tall crate containing 58.5 sq.m. + 1 tall crate containing 31.5 sq.m.);
- Crate return: the customer will have the option of returning the crates billed on the invoice, ex-factory Ariosteaa. Authorised employees will check the conditions of the returned crates and will fill out the return form, exclusively for undamaged crates that include the four toothed metal discs placed on each corner. Racks and pallets cannot be returned.

IMBALLO Cassa di legno PACKAGING Crate in wood		FORMATO lastre in mm FORMAT slabs in mm	PEZZI capienza max ITEMS max capacity	SCATOLE capienza max BOXES max capacity	MQ capienza max SQ.M. max capacity	KG capienza max KG max capacity	NOTE NOTES
	<p>CASSA ALTA: Ingombro: 172 x 112 x h.65 cm Peso: 72 kg CASSA BASSA: Ingombro: 172 x 112 x h.40 cm Peso: 51 kg</p> <p>TALL CRATE: Size: 172 x 112 x 65(H) cm Weight: 72 kg SHORT CRATE: Size: 172 x 112 x 40(H) cm Weight: 51 kg</p>	150x100 cassa alta tall crate	40	40	60,00	912,00	<ul style="list-style-type: none"> - ordine minimo 2 scatole (= 2 lastre); - ordine tassativo multipli di 2 lastre / scatole; - una cassa alta / bassa o un pallet non possono contenere articoli (codici) differenti; carico su camion: - sovrapposibilità max. su camion n. 3 casse alte; - max. 30 casse alte su camion (15 spazi) compatibilmente con i limiti di peso totale; - <i>minimum order: 2 boxes (= 2 slabs);</i> - <i>each crate must always contain an even number of slabs/boxes;</i> - <i>a tall/short crate or pallet may not contain different items (codes);</i> loading on lorry: - <i>stack max. 3 tall crates on lorry;</i> - <i>max. 30 tall crates on lorry (15 spaces) within total weight limits;</i>
		150x100 cassa bassa short crate	18	18	27,00	432,00	
		150x100 pallet	8	8	12,00	168,84	
	<p>CASSA ALTA: Ingombro: 172 x 89 x h.65 cm Peso: 57 kg CASSA BASSA: Ingombro: 172 x 89 x h.41 cm Peso: 41 kg</p> <p>TALL CRATE: Size: 172 x 89 x 65(H) cm Weight: 57 kg SHORT CRATE: Size: 172 x 89 x 41(H) cm Weight: 41 kg</p>	150x75 cassa alta tall crate	52	26	58,50	876,00	<ul style="list-style-type: none"> - ordine minimo 1 scatola (= 2 lastre); - una cassa alta / bassa o un pallet non possono contenere articoli (codici) differenti; carico su camion: - sovrapposibilità max. su camion n. 3 casse alte; - max. 30 casse alte su camion (15 spazi) compatibilmente con i limiti di peso totale; - <i>minimum order: 1 box (= 2 slabs);</i> - <i>a tall/short crate or pallet may not contain different items (codes);</i> loading on lorry: - <i>stack max. 3 tall crates on lorry;</i> - <i>max. 30 tall crates on lorry (15 spaces) within total weight limits;</i>
		150x75 cassa bassa short crate	24	12	27,00	419,00	
		150x75 pallet	12	6	13,50	209,00	
	<p>CASSA ALTA: Ingombro: 172 x 89 x h.65 cm Peso: 57 kg CASSA BASSA: Ingombro: 172 x 89 x h.41 cm Peso: 41 kg</p> <p>TALL CRATE: Size: 172 x 89 x 65(H) cm Weight: 57 kg SHORT CRATE: Size: 172 x 89 x 41(H) cm Weight: 41 kg</p>	75x75 cassa alta tall crate	114	38	64,13	954,82	<ul style="list-style-type: none"> - ordine minimo 1 scatola (= 3 lastre); - una cassa alta / bassa o un pallet non possono contenere articoli (codici) differenti; carico su camion: - sovrapposibilità max. su camion n. 3 casse alte; - max. 30 casse alte su camion (15 spazi) compatibilmente con i limiti di peso totale; - <i>minimum order: 1 box (= 3 slabs);</i> - <i>a tall/short crate or pallet may not contain different items (codes);</i> loading on lorry: - <i>stack max. 3 tall crates on lorry;</i> - <i>max. 30 tall crates on lorry (15 spaces) within total weight limits;</i>
		75x75 cassa bassa short crate	54	18	30,38	466,32	
		75x75 pallet	27	9	15,19	232,63	
	<p>CASSA ALTA: Ingombro: 172 x 89 x h.65 cm Peso: 57 kg CASSA BASSA: Ingombro: 172 x 89 x h.41 cm Peso: 41 kg</p> <p>Tall crate: Size: 172 x 89 x 65(H) cm Weight: 57 kg Short crate: Size: 172 x 89 x 41(H) cm Weight: 41 kg</p>	75x37,5 cassa alta tall crate	264	44	74,25	1096,5	<ul style="list-style-type: none"> - ordine minimo 1 scatola (= 6 lastre); - una cassa alta / bassa o un pallet non possono contenere articoli (codici) differenti; carico su camion: - sovrapposibilità max. su camion n. 3 casse alte; - max. 30 casse alte su camion (15 spazi) compatibilmente con i limiti di peso totale; - <i>minimum order: 1 box (= 6 slabs);</i> - <i>a tall/short crate or pallet may not contain different items (codes);</i> loading on lorry: - <i>stack max. 3 tall crates on lorry;</i> - <i>max. 30 tall crates on lorry (15 spaces) within total weight limits;</i>
		75x37,5 cassa bassa short crate	120	20	33,75	513,50	
		75x37,5 pallet	60	10	16,88	256,25	
	<p>CASSA ALTA: Ingombro: 121 x 112 x h.65 cm Peso: 55 kg CASSA BASSA: Ingombro: 121 x 112 x h.41 cm Peso: 46,5 kg</p> <p>Tall crate: Size: 121 x 112 x 65(H) cm Weight: 55 kg Short crate: Size: 121 x 112 x 41(H) cm Weight: 46.5 kg</p>	100x100 cassa alta tall crate	52	26	52,00	783,50	<ul style="list-style-type: none"> - ordine minimo 1 scatola (= 2 lastre); - una cassa alta / bassa o un pallet non possono contenere articoli (codici) differenti; carico su camion: - sovrapposibilità max. su camion n. 3 casse alte; - max. 44 casse alte su camion (22 spazi) compatibilmente con i limiti di peso totale; - <i>minimum order: 1 box (= 2 slabs);</i> - <i>a tall/short crate or pallet may not contain different items (codes);</i> loading on lorry: - <i>stack max. 3 tall crates on lorry;</i> - <i>max. 44 tall crates on lorry (22 spaces) within total weight limits;</i>
		100x100 cassa bassa short crate	24	12	24,00	382,50	
		100x100 pallet	12	6	12,00	188,00	
	<p>CASSA ALTA: Ingombro: 202 x 133 x h.45 cm Peso: 57 kg CASSA BASSA: Ingombro: 202 x 133 x h.33 cm Peso: 41 kg</p> <p>TALL CRATE: Size: 202 x 133 x 45(H) cm Weight: 57 kg SHORT CRATE: Size: 202 x 133 x 33(H) cm Weight: 41 kg</p>	180x21,5 cassa alta tall crate	140	35	54,18	832,31	<ul style="list-style-type: none"> - ordine minimo 1 scatola (= 4 lastre); - una cassa alta / bassa o un pallet non possono contenere articoli (codici) differenti; carico su camion: - sovrapposibilità max. su camion n. 5 casse alte; - max. 25 casse alte su camion (5 spazi) compatibilmente con i limiti di peso totale; - <i>minimum order: 1 box (= 4 slabs);</i> - <i>a tall/short crate or pallet may not contain different items (codes);</i> loading on lorry: - <i>stack max. 5 tall crates on lorry;</i> - <i>max. 25 tall crates on lorry (5 spaces) within total weight limits;</i>
		180x21,5 cassa bassa short crate	60	15	23,22	396,70	

IMBALLO Cassa di legno <i>PACKAGING</i> Crate in wood		FORMATO lastre in mm <i>FORMAT</i> slabs in mm	PEZZI capienza max <i>ITEMS</i> max capacity	SCATOLE capienza max <i>BOXES</i> max capacity	MQ capienza max <i>SQ.M.</i> max capacity	KG capienza max <i>KG</i> max capacity	NOTE <i>NOTES</i>
	CAVALLETTO DA 50 LASTRE: Ingombro: 310 x 74 x h.188 cm Peso: 215 kg <i>Rack for 50 slabs:</i> <i>Size: 310 x 74 x 188(H) cm</i> <i>Weight: 215 kg</i>	300x150 cavalletto 50 lastre <i>rack</i> 50 slabs	50	-	225,00	3366,50	<ul style="list-style-type: none"> - un cavalletto può contenere max. 5 articoli (codici) differenti; - il cavalletto deve essere riempito per la massima capacità indicata; - per ragioni di ottimizzazione spazi, in questo cavalletto possono essere inserite anche 48 lastre (al posto di nr. 2 cavalletti da 24 lastre) - <i>one rack may contain up 5 different items (codes);</i> - <i>the rack must be filled to the maximum capacity specified;</i> - <i>in order to optimise space, this rack may be filled with 48 slabs (instead of 2 racks with 24 slabs each)</i>
	300x100 cavalletto 50 lastre <i>rack</i> 50 slabs	50	-	150,00	2316,50		
	CAVALLETTO DA 24 LASTRE: Ingombro: 319 x 71 x h.185 cm Peso: 148 kg <i>Rack for 24 slabs:</i> <i>Size: 319 x 71 x 185(H) cm</i> <i>Weight: 148 kg</i>	300x150 cavalletto 24 lastre <i>rack</i> 24 slabs	24	-	108,00	1660,00	<ul style="list-style-type: none"> - un cavalletto può contenere max. 5 articoli (codici) differenti; - il cavalletto deve essere riempito per la massima capacità indicata; - <i>one rack may contain up 5 different items (codes);</i> - <i>the rack must be filled to the maximum capacity specified;</i>
	CAVALLETTO DA 32 LASTRE: Ingombro: 319 x 71 x h.185 cm Peso: 148 kg <i>Rack for 32 slabs:</i> <i>Size: 319 x 71 x 185(H) cm</i> <i>Weight: 148 kg</i>	300x100 cavalletto 32 lastre <i>rack</i> 32 slabs	32	-	96,00	1474,66	<ul style="list-style-type: none"> - un cavalletto può contenere max. 5 articoli (codici) differenti; - il cavalletto deve essere riempito per la massima capacità indicata; - <i>one rack may contain up 5 different items (codes);</i> - <i>the rack must be filled to the maximum capacity specified;</i>
	CAVALLETTO DA 48 LASTRE: Ingombro: 160 x 71 x h.185 cm Peso: 85 kg <i>Rack for 48 slabs:</i> <i>Size: 160 x 71 x 185(H) cm</i> <i>Weight: 85 kg</i>	150x150 cavalletto 48 lastre <i>rack</i> 48 slabs	48	-	108,00	1602,00	<ul style="list-style-type: none"> - un cavalletto può contenere max. 5 articoli (codici) differenti; - il cavalletto deve essere riempito per la massima capacità indicata; - <i>one rack may contain up 5 different items (codes);</i> - <i>the rack must be filled to the maximum capacity specified;</i>

/ Weights and packing



CONTAINER 40 PIEDI (11,90 x 2,33 x h.2,35 m)*

- nr. 18 casse 300x150;
- nr. 30 casse 300x100 + nr. 5 casse 150x150;
- nr. 30 casse 300x100 + nr. 6 casse alte 75x37,5\75x75\150x75;
- nr. 30 casse 300x100 + nr. 6 casse alte 100x100;
- nr. 30 casse 300x100 + nr.10 casse alte 150x100;
- nr. 35 casse 150x150 (compatibilmente con il peso);

*Per quanto riguarda i formati 100x100 o 75x37,5\75x75\150x75 il calcolo deve tenere conto del peso (non si occupa mai tutto lo spazio a disposizione poichè si eccederebbero i limiti di peso).

40 FOOT CONTAINER (11.90 x 2.33 x 2.35(H) m)*

- 18 crates 300x150;
- 30 crates 300x100 + 5 crates 150x150;
- 30 crates 300x100 + 6 tall crates 75x37.5\75x75\150x75;
- 30 crates 300x100 + 6 tall crates 100x100;
- 30 crates 300x100 + 10 tall crates 150x100;
- 35 tall crates 150x150 (within weight limits);

*concerning the 100x100 or 75x37.5\75x75\150x75 formats, calculation must take weight into account (the space is never completely filled as weight would be exceeded).

CONTAINER 20 PIEDI (5,90 x 2,32 x h. 2,35 m)

- nr. 6 casse 300x150;
- nr. 10 casse 300x100 + nr. 5 casse 150x150;
- nr. 10 casse 300x100 + nr. 10 casse alte 150x100;
- nr. 10 casse 300x100 + nr. 6 casse alte 75x37,5\75x75\150x75;
- nr. 10 casse 300x100 + nr.12 casse alte 100x100;
- nr. 15 casse 150x150 + nr. 3 casse alte 75x37,5\75x75\150x75;
- nr. 27 casse alte 100x100 (compatibilmente con il peso);
- nr. 18 casse alte 75x37,5\75x75\150x75;
- nr. 18 casse alte 150x100.

20 FOOT CONTAINER (5.90 x 2.32 x 2.35(H) m)

- 6 crates 300x150;
- 10 crates 300x100 + 5 crates 150x150;
- 10 crates 300x100 + 10 tall crates 150x100;
- 10 crates 300x100 + 6 tall crates 75x37.5\75x75\150x75;
- 10 crates 300x100 + 12 tall crates 100x100;
- 15 crates 150x150 + 3 tall crates 75x37.5\75x75\150x75;
- 27 tall crates 100x100 (within weight limits);
- 18 tall crates 75x37.5\75x75\150x75;
- 18 tall crates 150x100.

NOTE

Per la **sovrapponibilità di casse alte e basse** della medesima dimensione occorre rispettare il limite di altezza massima della pila pari a 2,10 m, tenendo presente che il carrello elevatore per il carico dei container non può sollevarsi oltre 1,40 m all'interno del container stesso.

NOTE

Concerning the **stackability of tall and short crates** of the same size, the maximum stack height of 2.10 m, should be respected, bearing in mind that the lift truck for loading the container cannot lift above 1.40 m inside the container itself.



[WEBSITE / IRISFMG.COM](http://www.irisfm.com)

Italiano / English / Deutsch / Français / Español

Sezione MAXFINE:

- catalogo prodotti
- foto gallery realizzazioni
- tutorial movimentazione e posa
- servizi

MAXFINE section:

- catalogue of products
- photo gallery of finished items
- handling and laying tutorial
- services

Section MAXFINE :

- catalogue produits
- photos galerie réalisations
- tutorial sur la manutention et la pose
- services

Sektion MAXFINE:


- Produktkatalog
- Bildergalerie der realisierten Projekte
- Tutorial für Transport und Verlegung
- Dienstleistungen

Oltre alla documentazione cartacea, Iris FMG mette a disposizione una ricca biblioteca online con materiale immediatamente consultabile e scaricabile da qualsiasi dispositivo.

- website
- brochure scaricabili in pdf
- manuali tecnici scaricabili in pdf
- video tutorial
- app

In addition to its printed documentation, Iris FMG places at your disposal a rich on-line library of material that can be consulted immediately and downloaded using any device.

- website
- downloadable pdf brochures
- downloadable pdf technical manuals
- tutorial videos
- apps



DOWNLOAD

irisfmg.com download area

GENERAL CATALOGUES

- FMG MAXFINE 2016
- IRIS HILITE 2016

SPECIALTIES BROCHURE



Kitchen / Bathroom



Hospitality / Wellness



Indoor / Outdoor furniture



Boat interiors (available spring 2016)



Wall cladding



TECHNICAL INFO & TUTORIAL HANDBOOK
(available spring 2016)

Manuale tecnico posa e lavorazione

Laying and processing technical manual

Manuel technique pose et mise en œuvre

Technisches Handbuch für Verlegung und Verarbeitung



APP SMARTPHONE / TABLET

IOS - App Store (Spring 2016)

ANDROID - Google Play (Spring 2016)



VIRTUAL SHOWROOM

Google maps

Visita virtuale alla showroom

Google maps: Iris Ceramica, Via Ghiarola Nuova, 119
41042 Fiorano Modenese MO

Virtual visit to the showroom

Google maps: Iris Ceramica, Via Ghiarola Nuova, 119
41042 Fiorano Modenese MO

Visite virtuelle du showroom

Google maps: Iris Ceramica, Via Ghiarola Nuova, 119
41042 Fiorano Modenese MO

Virtueller Besuch des Ausstellungsraums

Google maps: Iris Ceramica, Via Ghiarola Nuova, 119
41042 Fiorano Modenese MO



VIDEO TUTORIAL

youtube.com/irisfmg (search: maxfine)

Video tutorial tecnici

Video di prodotto

Technical video tutorials

Product videos

Tutoriels vidéos techniques

Vidéos de produit

Technische Anleitungsvideos

Produktvideos

En plus de sa documentation papier, Iris FMG met à disposition une riche bibliothèque en ligne proposant du matériel pouvant immédiatement être consulté ou téléchargé avec n'importe quel appareil.

- site Internet
- brochures téléchargeables au format PDF
- manuels techniques téléchargeables au format PDF
- tutoriels vidéo
- applis

Außer den Unterlagen auf Papier stellt Iris FMG auch eine reich bestückte Online-Bibliothek zur Verfügung, deren Material Sie sofort ansehen und auf jede Vorrichtung herunterladen können.

- Website
- Broschüre als PDF herunterladen
- Technische Handbücher als PDF herunterladen
- Anleitungsvideos
- App

IDONEITÀ ADESIVI PER LA POSA DI LASTRE MXF E HILITE A BASSO SPESSORE

					INTERNO - INDOORS								ESTERNO - OUTDOORS			
PRODOTTO Product	LATTICE Latex	CLASSIFICAZIONE Classification			PAVIMENTO - Floors					MURI - Walls				PAVIMENTO - Floors		MURI - Walls
					MASSETTO IN CEMENTO E IN CALCESTRUZZO Cement and concrete screeds	MASSETTI IN ANIDRITE Anhydrite screeds	MASSETTI RISCALDANTI Heated screeds	VECCHIE CERAMICHE, MARMETTE O MATERIALE LAPIDEO Old ceramics, marble-chip floor tiles or stone material	PAVIMENTI IN PVC, LINOLEUM O VINILICI PVC, Linoleum or vinyl flooring	INTONACO CEMENTIZIO, CALCESTRUZZO Cement plaster, concrete	INTONACO IN GESSO Gypsum plaster	CARTONGESSO PANNELLI IN FIBROCEMENTO Plasterboard Fiber cement panels	VECCHIE CERAMICHE Old ceramic	MASSETTO CEMENTIZIO CALCESTRUZZO Cement screed Concrete	VECCHIE CERAMICHE, MARMETTE O MATERIALE LAPIDEO Old ceramics, marble-chip floor tiles or stone material	INTONACO CEMENTIZIO, CALCESTRUZZO Cement plaster concrete
		EN 12004	EN 12002	CM²					CM²				CM²		CM²	
TECHNOS +	TC - LAX	C2	-	S1	IDONEO <i>Suitable</i>	IDONEO <i>Suitable*</i>	IDONEO <i>Suitable</i>	IDONEO <i>Suitable</i>	-	IDONEO <i>Suitable</i>	IDONEO <i>Suitable*</i>	IDONEO <i>Suitable</i>	IDONEO <i>Suitable</i>	IDONEO <i>Suitable</i>	-	IDONEO <i>Suitable</i>
TECHNOS +	TC LASTIC	C2	-	S2	IDONEO <i>Suitable</i>	IDONEO <i>Suitable*</i>	IDONEO <i>Suitable</i>	IDONEO <i>Suitable</i>	-	IDONEO <i>Suitable</i>	IDONEO <i>Suitable*</i>	IDONEO <i>Suitable</i>	IDONEO <i>Suitable</i>	IDONEO <i>Suitable</i>	-	IDONEO <i>Suitable</i>
TECHNO - XL	TC - LAX	C2	TE	S1	IDONEO <i>Suitable</i>	IDONEO <i>Suitable*</i>	IDONEO <i>Suitable</i>	IDONEO <i>Suitable</i>	-	IDONEO <i>Suitable</i>	IDONEO <i>Suitable*</i>	IDONEO <i>Suitable</i>	IDONEO <i>Suitable</i>	IDONEO <i>Suitable</i>	-	IDONEO <i>Suitable</i>
TECHNO - XL	TC LASTIC	C2	T	S2	IDONEO <i>Suitable</i>	IDONEO <i>Suitable*</i>	IDONEO <i>Suitable</i>	IDONEO <i>Suitable</i>	-	IDONEO <i>Suitable</i>	IDONEO <i>Suitable*</i>	IDONEO <i>Suitable</i>	IDONEO <i>Suitable</i>	IDONEO <i>Suitable</i>	-	IDONEO <i>Suitable</i>
TECHNOLA	TC - LAX	C2	TE	S1	IDONEO <i>Suitable</i>	IDONEO <i>Suitable*</i>	IDONEO <i>Suitable</i>	IDONEO <i>Suitable</i>	-	IDONEO <i>Suitable</i>	IDONEO <i>Suitable*</i>	IDONEO <i>Suitable</i>	IDONEO <i>Suitable</i>	IDONEO <i>Suitable</i>	-	IDONEO <i>Suitable</i>
TECHNOLA	TC LASTIC	C2	TE	S2	IDONEO <i>Suitable</i>	IDONEO <i>Suitable*</i>	IDONEO <i>Suitable</i>	IDONEO <i>Suitable</i>	-	IDONEO <i>Suitable</i>	IDONEO <i>Suitable*</i>	IDONEO <i>Suitable</i>	IDONEO <i>Suitable</i>	IDONEO <i>Suitable</i>	-	IDONEO <i>Suitable</i>
TECHNODUE	-	C2	TE	S1	IDONEO <i>Suitable</i>	IDONEO <i>Suitable*</i>	IDONEO <i>Suitable</i>	IDONEO <i>Suitable</i>	-	IDONEO <i>Suitable</i>	IDONEO <i>Suitable*</i>	IDONEO <i>Suitable</i>	IDONEO <i>Suitable</i>	IDONEO <i>Suitable</i>	-	IDONEO <i>Suitable</i>
TECHNORAP 2	-	C2	FT	S1	IDONEO <i>Suitable</i>	IDONEO <i>Suitable*</i>	IDONEO <i>Suitable</i>	IDONEO <i>Suitable</i>	-	IDONEO <i>Suitable</i>	IDONEO <i>Suitable*</i>	IDONEO <i>Suitable</i>	IDONEO <i>Suitable</i>	IDONEO <i>Suitable</i>	-	IDONEO <i>Suitable</i>
ALL 9000	-	C2	T	-	IDONEO <i>Suitable</i>	IDONEO <i>Suitable</i>	IDONEO <i>Suitable</i>	IDONEO <i>Suitable</i>	IDONEO <i>Suitable</i>	IDONEO <i>Suitable</i>	IDONEO <i>Suitable*</i>	IDONEO <i>Suitable</i>	IDONEO <i>Suitable</i>	IDONEO <i>Suitable</i>	IDONEO <i>Suitable</i>	IDONEO <i>Suitable</i>
TECHNOSTAR/HD	-	C2	TE	S1	≤ 10000	≤ 10000*	≤ 5000	≤ 5000	-	≤ 10000	≤ 10000*	≤ 5000	-	≤ 5000	-	-
AIR-ONE	-	C2	TE	S1	≤ 10000	≤ 10000*	≤ 5000	≤ 5000	-	≤ 10000	≤ 10000*	≤ 5000	-	≤ 5000	-	-
AIRES	-	C2	TE	S2	≤ 10000	≤ 10000*	≤ 5000	≤ 5000	-	≤ 10000	≤ 10000*	≤ 5000	-	≤ 5000	-	-
TECHNOMAX S1	-	C2	E (G)	S1	≤ 10000	≤ 10000*	≤ 5000	≤ 5000	-	-	-	-	-	≤ 5000	-	-

*DOPO UTILIZZO DI "PRIMER T"

LASTRE IN CERAMICA TECNICA CON LE CARATTERISTICHE DEL PORCELLANATO FULL-TECHNICAL CERAMIC SLABS WITH THE CHARACTERISTICS OF PORCELAIN

Classificazione secondo le norme UNI EN 14411 gruppo Bla o ISO 13006 Allegato G gruppo Bl a UGL

Classification in accordance with UNI EN 14411 standards Bla group or ISO 13006 Annex G standards Bl a UGL group

* I prodotti con assorbimento < 0,5 sono classificati secondo le norme UNI CEN "Fully vitrified tiles" e secondo le norme ASTM "Impervious tiles"
The products having an absorption < 0,5 are classified according to the UNI CEN standards "Fully vitrified tiles" and according to the ASTM standards "Impervious tiles"










** Varia secondo la finitura di superficie
It can vary according to the surface finish

PROPRIETÀ FISICO-CHIMICHE PHYSICAL-CHEMICAL PROPERTIES	TIPO DI PROVA STANDARD OF TEST	VALORE PRESCRITTO REQUIRED VALUE	VALORE LASTRE IN CERAMICA TECNICA FULL-TECHNICAL CERAMIC SLABS VALUE	ASTM STANDARD OF TEST	ASTM INDUSTRY STANDARDS	ASTM FMG RESULTS (as tested by Smith Emery laboratory)	
 Dimensioni Sizes	ISO 10545.2	Lunghezza e larghezza Length and width Spessore Thickness Rettilineità spigoli Linearity Ortogonalità Wedging Pianarità Warpage	± 0,6% max ± 5% max ± 0,5 mm ± 0,6% max ± 0,5% max	± 0,5 mm ± 3% ± 0,5 mm ± 0,1% ± 0,2%	ASTM C-499	Average facial dimension < 1,5% Wedging ±1% - Warpage ±1% of any edge Range of thickness (inch.) < 0,04%	0,15% 0,014% - 0,33% 0,17%
 Assorbimento d'acqua Water absorption	ISO 10545.3		≤ 0,5%	≥ 0,06% *	ASTM C-373	Tile shall be impervious	< 0,05%
 Resistenza alla flessione Flexion resistance	ISO 10545.4	Modulo di rottura Breaking Modulus	≥ 35 N/mm ²	53 N/mm ²			
 Resistenza all'abrasione profonda Deep abrasion resistance	ISO 10545.6		Volume ≤ 175 mm ³	≤ 142 mm ³	ASTM C-501	≥ 100	217
 Coefficiente di dilatazione termica lineare Coefficient of linear thermal-expansion	ISO 10545.8		≤ 9x10 ⁻⁶ °C ⁻¹	6 MK ⁻¹	ASTM C-1028		Meets or exceeds requirements (Please ask for individual test reports)
 Resistenza al gelo Frost resistance	ISO 10545.12	Non devono presentare rotture o alterazioni apprezzabili della superficie Must not produce noticeable alteration to surface		Non gelive Frost-proof	ASTM C-1026	No sample must show alterations to surface	Resistant
 Resistenza ai prodotti chimici Chemical resistance	ISO 10545.13	Non devono presentare apprezzabili segni d'attacco Chimico Must not produce noticeable signs of chemical attack		Non attaccate Not attacked	ASTM C-650 ASTM C-648	To 10% HCL Acid - No sample must show visible signs of chemical attack to 10% KOH Alkali 250 PSI or greater	Unaffected
 Resistenza alle macchie Stain resistance	ISO 10545.14		1 < X < 5	CLASSE 5 - CLASS 5 ** Macchie rimosse con acqua corrente calda (senza detergente) Stains removed by hot running water (without detergent)			
 Resistenza dei colori alla luce Color resistance to light	DIN 51094	Non devono presentare apprezzabili variazioni di colore Must not produce noticeable colour variation		Campioni inalterati in brillantezza e colore No change in brightness or colour of samples			
 Coefficiente di attrito (scivolosità) Friction coefficient (slipperiness)	DIN 51130	Metodo disponibile Test method available		R9 Superficie prelevigata Pre-polished surface			
 Coefficiente di attrito (scivolosità) Friction coefficient (slipperiness)	BCRA REP CEC 6/81	Attrito soddisfacente Satisfactory friction 0,40 ≤ μ ≤ 0,74		>0,40 Superficie prelevigata Pre-polished surface			
 Resistenza al fuoco Fire resistance		96/603/CE		A1			

FMG FABBRICA MARMI E GRANITI®
Certificazioni Certifications



conforme à
HQE®

PROPRIETÀ FISICO-CHIMICHE PHYSICAL-CHEMICAL PROPERTIES	TIPO DI PROVA STANDARD OF TEST	VALORE PRESCRITTO REQUIRED VALUE
 Dimensioni Sizes	ISO 10545.2	Lunghezza e larghezza Length and width $\pm 0,6\%$ max $\pm 0,5$ mm Spessore Thickness $\pm 5\%$ max $\pm 3\%$ Rettilineità spigoli Linearity $\pm 0,5\%$ max $\pm 0,5$ mm Ortogonalità Wedging $\pm 0,6\%$ max ± 1 mm Planarità Warpage $\pm 0,5\%$ max $\pm 0,2\%$
 Assorbimento d'acqua Water absorption	ISO 10545.3	$\leq 0,5\%$ $\geq 0,06\%$ *
 Resistenza alla flessione Flexion resistance	ISO 10545.4	Modulo di rottura Breaking modulus ≥ 35 N/mm ² RF 60x60 = 50 N/m ² F 60x60 = 1400 N/m ² RF 120x60 = 48 N/m ² F 120x60 = 1200 N/m ²
 Resistenza all'abrasione della superficie Resistance to superficial abrasion	ISO 10545.7	Come indicato As indicated PEI Classe 2 PEI Class 2 NB: Se ne consiglia l'uso a rivestimento interno Note well: we recommend the use for internal covering
 Resistenza all'abrasione profonda Deep abrasion resistance	ISO 10545.6	Volume ≤ 175 mm ³ 155 mm ³
 Coefficiente di dilatazione termica lineare Coefficient of linear thermal-expansion	ISO 10545.8	Metodo disponibile Test method available 6 MK ⁻¹
 Resistenza ai prodotti chimici Chemical resistance	ISO 10545.13	Non devono presentare apprezzabili segni d'attacco Chimico Must not produce noticeable signs of chemical attack Non attaccate Not attacked
 Resistenza alle macchie Stain resistance	ISO 10545.14	$1 < X < 5$ CLASSE 5 - CLASS 5 ** Macchie rimosse con acqua corrente calda (senza detergente) Stains removed by hot running water (without detergent)
 Coefficiente di attrito (scivolosità) Friction coefficient (slipperiness)	BCRA REP CEC 6/81	Piastrelle non smaltate: Metodo di prova disponibile Unglazed tiles: Testing method available

TUTTI I FORMATI SONO NOMINALI.

FMG Fabbrica Marmi e Graniti si riserva la facoltà di modificare in qualunque momento le informazioni e le caratteristiche illustrate in questo catalogo, che non sono comunemente da ritenere legalmente vincolanti. I colori e le caratteristiche estetiche dei prodotti sono quanto più possibile vicini a quelli reali, nei limiti consentiti dai processi di stampa.

ALL SIZES ARE NOMINAL.

FMG Fabbrica Marmi e Graniti reserves the right to modify the information and the characteristics illustrated in this catalogue (which are in any case not legally binding) at any moment. The colours and appearance features of the products are as close as possible to reality, within the limitation of the printing process.

TOUS LES FORMATS SONT NOMINAUX.

FMG Fabbrica Marmi e Graniti se réserve la faculté de modifier à tout moments les informations et les caractéristiques figurant dans le présent catalogue, lesquelles n'engagent pas par le fabricant au plan légal. Les couleurs et les caractéristiques esthétiques sont fidèles aux couleurs et caractéristiques réelles dans les limites des procédés d'impression.

ALLE FORMATE SIND NENNWERTE.

Die Firma FMG Fabbrica Marmi e Graniti behält sich vor, die in diesem Katalog enthaltenen Informationen und Eigenschaften jederzeit zu ändern; sie gelten auf keinen Fall als gesetzlich bindend. Die Farben und ästhetischen Eigenschaften der Produkte kommen innerhalb der Möglichkeiten der Druckverfahren den tatsächlichen Eigenschaften so weit wie möglich nahe.

CARATTERISTICHE TECNICHE ARREDAMENTO-FURNITURE TECHNICAL FEATURES

CARATTERISTICA TECNICA TECHNICAL FEATURE	NORMA O METODO DI MISURA STANDARD OR MEASUREMENT METHOD	VALORE PRESCRITTO DALLE NORME VALUE LAID DOWN BY STANDARDS	VALORE LASTRE IN CERAMICA TECNICA FULL-TECHNICAL CERAMIC SLABS VALUE
 Resistenza superfici al calore umido Surface resistance to wet heat	UNI EN 12721:2013	5 - Nessun cambiamento 5 - No change	5 - Nessun cambiamento riscontrato 5 - No change found
 Resistenza superfici al calore secco Surface resistance to dry heat	UNI EN 12722:2013	5 - Nessun cambiamento 5 - No change	5 - Nessun cambiamento riscontrato 5 - No change found
 Resistenza superfici ai liquidi freddi Surface resistance to cold liquids	UNI EN 12720:2013	5 - Nessun cambiamento 5 - No change	5 - Nessun cambiamento riscontrato 5 - No change found
 Determinazione della tendenza delle superfici a ritenere lo sporco Determination of the tendency of the surface to retain dirt	UNI 9300:1988 + A276:1989	5 - Nessun cambiamento 5 - No change	5 - Nessun cambiamento visibile 5 - No visible change
 Resistenza delle superfici agli sbalzi di temperatura Surface resistance to thermal shock	UNI 9429:1989	5 - Nessun difetto dopo 15 CICLI Length and width	5 - Nessun difetto 5 - No defect
 Determinazione della migrazione globale Determination of overall migration	DM 21/03/1973	Conforme al DM 21/03/1973 Must not produce noticeable alteration to surface	Conforme Compliant
 Resistenza delle superfici ai prodotti di pulizia Surface resistance to cleaning products	PROC. INT. 006/2014	Nessun cambiamento Must not produce noticeable signs of chemical attack	Nessun cambiamento riscontrato No change found

Not just for surfaces

FMG Fabbrica Marmi e Graniti: tutti i diritti riservati.
Ogni riproduzione totale o parziale dei contenuti di questo catalogo, sia di testo sia di immagine, è vietata e sarà perseguita a termini di legge.

FMG Fabbrica Marmi e Graniti: all rights reserved.
Total or partial reproduction of text or illustrations of this catalogue is prohibited and is subject to legal sanctions.

FMG Fabbrica Marmi e Graniti: tous droits réservés.
Toute reproduction totale ou partielle du contenu - textes et images - du présent catalogue est interdite et constituerait une contrefaçon sanctionnée par la loi.

FMG Fabbrica Marmi e Graniti: alle Rechte vorbehalten.
Der vollständige oder auszugsweise Nachdruck des Inhalts dieses Katalog in Schrift und Bild ist verboten und wird nach Maßgabe des Gesetzes geahndet.

FMG mktg dept

ufoadv.com

Print Golinelli Communication Lab

/ edition
2016

FMG FABBRICA
MARMI E GRANITI

iris
Ceramica

Via Ghiarola Nuova, 119
41042 Fiorano Modenese (MO) - Italy
Telefono: +39 0536 862111
Telefax: +39 0536 804602

www.irisceramica.com
info@irisceramica.com

www.irisfmg.com
mktg@irisfmg.com